




2019



<http://www.cninfo.com.cn>

2019	1	1	2019	12	31
2018	1	1	2018	12	31

		002812
	YUNNAN ENERGY NEW MATERIAL CO., LTD.	
	ENERGY TECHNOLOGY	
	PAUL XIAOMING LEE	
		125
	653100	
		125
	653100	
	www.cxxcl.cn	



02hb

	91530000727317703K			
		1	BOPP	2
	2018		1	
		2		
	3			

		16	7	12

		111		2016	9	12	2019 7 18
		48		2019	7	18	2021 12 31

		111		2016	9	12	2019 7 18
		48		2019	7	18	2019 12 31

2019

2019

2018

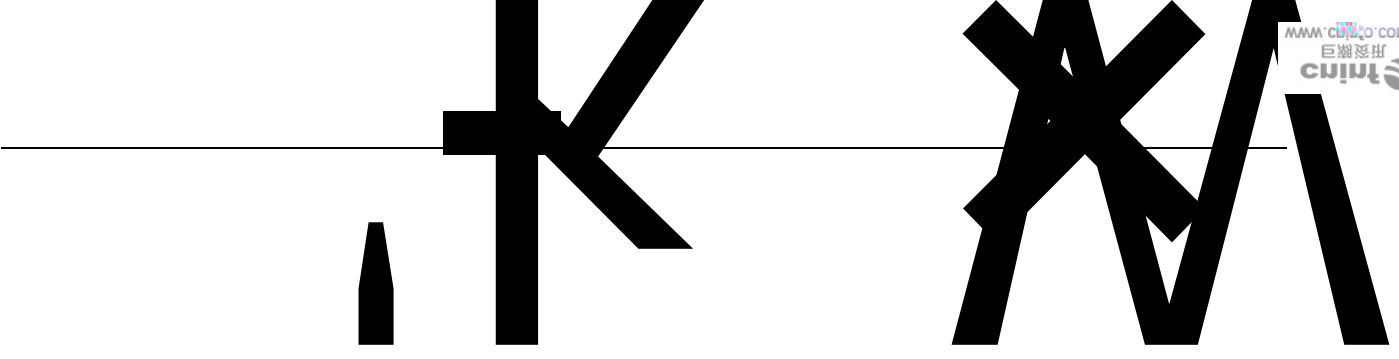
2017

	656,263,395.06	721,845,075.46	728,275,387.75	1,053,177,696.64
	212,300,533.56	176,627,280.54	242,855,661.48	218,053,950.23
	179,524,005.55	143,285,816.08	230,589,327.60	199,424,296.62
	-75,828,322.33	192,899,560.39	88,388,338.73	557,837,430.98

	2019	2018	2017

1

1



1

BOPP

3C

20

LG Chem. Ltd.
A

SDI

“ ” “ ” “ ” “ ” “ ” “ ” “Marble” “ ”

TOP10


RIESLANDCAMPINA NEDERLAND B.V.

2

1

	55.47%
	13.03%
	48.90%
	221.94%
	10862.04%
	60.81%
	44.84%
	186.61%
	292.66%
	150.93%

2019



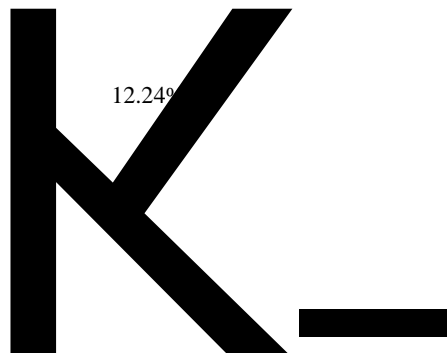
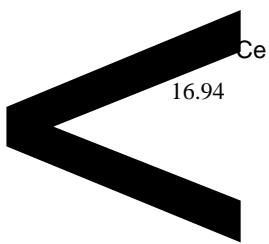
18-24



70J

24—

j	11,716.44	2.17%	2.51%
Ä	» >ö•œ		
2019 年 1-12 月	28,922.22	23.55%	3.39%



[2019]28

“ ”

BOPP

7 BOPP

1 BOPP 36,000 2 BOPP

	2019		2018		
	3,159,561,554.91	100%	2,457,492,825.89	100%	28.57%
	3,126,340,216.38	98.95%	2,430,868,011.35	98.92%	28.61%
	33,221,338.53	1.05%	26,624,814.54	1.08%	24.78%
	2,548,679,847.72	80.67%	1,922,895,430.59	78.25%	32.54%
	117,164,386.20	3.71%	114,681,125.05	4.67%	2.17%
	289,222,202.20	9.15%	234,090,271.99	9.53%	23.55%
	128,704,093.13	4.07%	129,068,390.52	5.25%	-0.28%
	42,569,687.13	1.35%	30,132,793.20	1.23%	41.27%
	33,221,338.53	1.05%	26,624,814.54	1.08%	24.78%
	642,008,612.82	20.32%	626,014,558.41	25.47%	2.55%
	1,265,744,809.31	40.06%	1,146,226,043.79	46.64%	10.43%
	90,039,636.26	2.85%	96,185,360.11	3.91%	-6.39%
	718,537,858.83	22.74%	427,464,605.25	17.39%	68.09%
	67,748,456.39	2.14%	63,667,796.14	2.59%	6.41%
	31,522,819.66	1.00%	23,569,852.40	0.96%	33.74%

2019
2019

2019

LG Chem,Ltd.

6.17

5 2019 5 19
 2019-061

		2019		2018		
		724,639,964.81	56.29%	641,235,461.31	62.70%	13.01%
		75,161,550.98	5.84%	65,396,536.57	6.39%	14.93%
		272,091,995.11	21.14%	185,074,924.06	18.10%	47.02%
		215,343,445.15	16.73%	130,931,340.03	12.80%	64.47%
		1,287,236,956.04	100.00%	1,022,638,261.97	100.00%	25.87%
		51,697,207.14	81.79%	50,315,049.29	77.71%	2.75%
		6,678,217.91	10.56%	7,218,876.50	11.15%	-7.49%
		3,935,800.11	6.23%	6,039,163.80	9.33%	-34.83%
		899,767.44	1.42%	1,176,390.38	1.82%	-23.51%
		63,210,992.62	100.00%	64,749,479.98	100.00%	-2.38%
		188,589,710.01	86.02%	157,962,473.65	85.21%	19.39%
		8,731,300.51	3.98%	6,475,387.68	3.49%	34.84%
		19,864,278.02	9.06%	19,490,068.14	10.51%	1.92%
		2,054,567.14	0.94%	1,454,361.93	0.78%	41.27%
		219,239,855.68	100.00%	185,382,291.40	100.00%	18.26%
		85,416,413.30	83.57%	88,838,372.24	80.57%	-3.85%
		5,244,251.63	5.13%	5,901,782.01	5.35%	-11.14%
		7,987,573.22	7.81%	11,482,139.99	10.41%	-30.43%

		3,560,851.30	3.48%	4,046,573.50	3.67%	-12.00%
		102,209,089.46	100.00%	110,268,867.74	100.00%	-7.31%
		16,215,589.60	55.20%	9,711,872.04	53.32%	66.97%
		3,697,743.93	12.59%	2,120,072.79	11.64%	74.42%
		6,936,148.45	23.61%	4,704,686.01	25.83%	47.43%
		2,525,289.01	8.60%	1,677,783.33	9.21%	50.51%
		29,374,770.99	100.00%	18,214,414.17	100.00%	61.27%

“ ” BOPP BOPP
 ” “ ” “ “ ”
 ” “ ” “

3

1

2,000.00

100%


H

Q

DEE

DEE

DEE



2		376,440,856.48	11.91%
3		221,504,377.51	7.01%
4		162,333,049.03	5.14%
5		71,458,097.47	2.26%
	--	1,663,139,121.90	52.64%

5%

	757,493,872.04
	34.68%
	0.00%

5

1		252,099,012.55	11.54%
2		153,756,652.09	7.04%
3		147,073,607.56	6.73%
4		116,091,297.36	5.32%
5		88,473,302.48	4.05%
	--	757,493,872.04	34.68%

5%

BOPP

	2019	2018		
	67,250,207.94	49,821,014.06	34.98%	
	122,867,832.09	154,427,730.03	-20.44%	
	98,965,867.78	24,850,303.98	298.25%	
	154,913,207.75	96,649,923.26	60.28%	

1									
2									
3	PVDF								
4	PVDF								
5									
6									
7	7um								
8	10um								
9	5um								
10	11um								
11			150	1h	MD&TD	5%	105	20min	100-300s/100cc
12			2um		150	1	MD&TD	5%	
13							2-5%		
14							10%		
15									
16									

17	PVDF			
18	PVDF			
19	PVDF		PVDF	
20	PE MBR		MBR	
21				
22				
23				
24				
25				
26			BOPP	

	2019	2018	
	381	341	11.73%
	9.72%	10.98%	-1.26%
	154,913,207.75	96,649,923.26	60.28%
	4.90%	3.93%	0.97%
	0.00	0.00	0.00%
	0.00%	0.00%	0.00%


	2019	2018	
	3,309,747,737.65	1,915,856,613.73	72.76%
	2,546,450,729.88	1,744,835,663.92	45.94%
	763,297,007.77	171,020,949.81	346.32%
	52,295,255.92	403,178,860.73	-87.03%
	3,126,243,760.37	1,550,998,911.62	101.56%
	-3,073,948,504.45	-1,147,820,050.89	-167.81%
	5,427,097,775.55	1,688,224,502.72	221.47%
	2,646,402,569.35	904,240,751.94	192.67%
	2,780,695,206.20	783,983,750.78	254.69%
	470,043,709.52	-192,815,350.30	343.78%

1
2
3
4
5

2,600,533,524.81	2,229,001,616.66	16.67%



				0.00	0.00		0.00%	--	0.00		2019 07 02	2019-076
	--	--	--	2,480,153,353.57	5,996,197,577.67	--	--	--	606,964,107.02	--	--	--



2016 74,776.7 2,472.87 64,188.02 10,588.68 10,588.68



6

		()	(1)	(2)	(3) (2)/(1)				
1	30	28,414.7	2,458.34	28,414.7	100.00%	2019 15	08	2,217.17	
2	1.3	10,684.57	3,617.5	14.53	3,617.5	100.00%			
3		4,993.17	1,471.56		1,471.56	100.00%			
4		20,000			20,000	100.00%			
5		10,684.26			10,684.26	100.00%			
	--	74,776.7	5,089.06	2,472.87	64,188.02	--	--	2,217.17	--

	“	1.3		2016				
			1.3				1.3	
						2018		
						2018		
		1.3		23,665.91		30		19,793.57
						2,421.38		1,450.96
			2016 9 30					
					2016 004562		2016 11	

(1)

(2)

(3)=(2)/(1)

10%

			389,210,834.00	9,835,409,652.83	3,314,078,957.69	1,952,042,718.82	989,819,561.51	864,227,318.93

1

“ ”

BOPP

2 2020

1



4

5

6

1

2

3

4

1
80%
2
40%
3
20%

4

1
2
3

5

30% 3

2018
2019 4 25

2018
2019 5 17 2018

2018

2019-037

3

			1			
			2			
					2017 06 13	
			1	3		
			2		2017 06 13	
			3	12		

1
2
3
4
5
6

2017 05
25

2017 06
13

1

		12 31						2017		
2017	2018	2019	2017	2018	2019		3.78	5.55	7.63	
		2018			2018	2019	2020	2018	2019	2020
		5.55	7.63	8.52						

		1			
		2			2017 06 13
		3			
					2017 06 13
			2015 11		
				30	2017 05 25
					2017 05 25

		36	2017 06 13	2017 6 13 2021 8 15	
			2017 06 13		
			2017 06 13		
			2017 06 13		

3

Paul Xiaoming	1	12		50%	2017 05 2018 7 31 02 2021 7 30
Lee	2	12	24	40%	
	3	24	36	30%	
Paul Xiaoming Lee			2		

10,416,022

54,655,167

1,795.50

11.53%

Jerry Yang Li

Jerry Yang Li

2018 10
25

16

Jerry Yang Li

2018 10
25


8

Jerry Yang Li

2018 2019 2017 2018 2019 2017 2018 2019 2017

2018 2019 2018 2019 2017

3.78 5.55 7.68



15,624,033

Sherry Lee

1	Paul Xiaoming Lee	36	25%	6	6	2016	09	2016
		6						14
		20						
		6						
2				36				
			25%		6			

		1					
		2					
		3		10			
		4					
		1					
		2		10			2016 09 14
		3					
		1					
		2					

			1									
			2	3		3	25%					
			3									
			4				30%					
	5%		5		3			6		2016 09		
			1							14		
			2									
			3		5%			1				
					2							

1

2

10,416,022 1,795.50
54,655,167 11.53

Jerry Yang Li

	Jerry Yang Li		10,416,022		1,795.50			
			54,655,167		11.53%			
		1						
		2						
		3	25%				2018	10
		4					25	
5								
6				2	1			
					4			
						3		

	Sherry Lee		15,624,033	904.50	27,593,884			
				11,596,884	15,997,000	65,503,802		
			13.82%					
		1		36				
		2	6		20		2018 10 25	2018 10 25
3				6				
4				6				

15,624,033

904.50

27,593,884

Sherry Lee

		1 2 3 4 5 6	[2015]31	2019 05 14		
		1 2	[2015]31	2019 05 14		
				2017 03 30		

1

2

3

25%

4

2017 03

30

6

6

20%

2017 04 2017 4 20

20 2019 4 20

2019 05 2019 5 14

14 2021 5 14

	2018 01 01	2018 12 31	55,500.00	58,487.3		2017 05 03	
	2019 01 01	2019 12 31	76,300.00	77,537.02		2017 05 03	

2018 90.08%

2017 2018 2019 2017 2018 2019

3.78 5.55 7.63 2018 2018 2019 2020

2018 2019 2020 5.55 7.63 8.52

2017

“ ” 2017

2019 8.64

2017 7.75 2019 7.63 0.12 101.62%

2018 2019 2017 13.60 13.18 0.42

103.22%

2019 2017 7.63 2018 2019 2017 13.60

2019 7 28

—

2019

2017
2019 6

2019 4 30

—

1

”

“ ” “ ”

2

2019 10 22

—

—

1 2019 9 19 2019 2019 16

1

“ ” “ ” “ ”

“ ” “ ” “ ”

“ ”“ ”“ ”

2

“ ” 22 — 2017 7

“ ” “ ” “ ”

“ ” “ ”

“ ”“ ”

3

“ ”

2

2018

2019

3

100%

82%

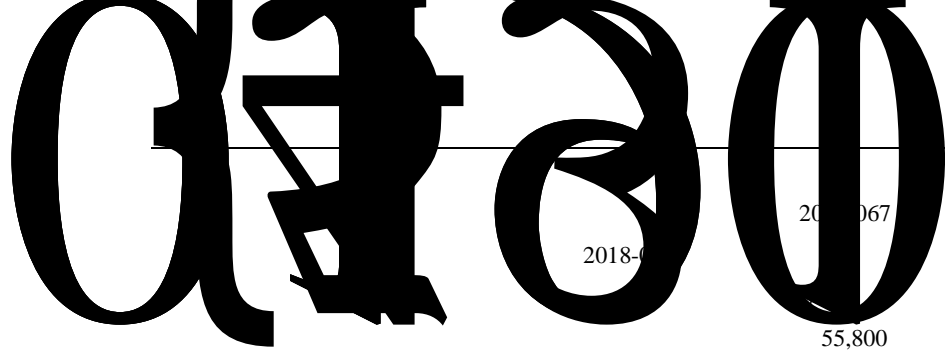
	130
	8
	1 2

A
1,000

A

1 2017
1 2017 3 30 < 2017 >
2017 2017 3 30
< 2017 > 2017
2017 3 31 2017-017 2017-030
2017
2 2017 3 31 2017 4 10
2017 4 13 2017-039
3 2017 4 20 2016 < 2017 >
2017
2017 4 21 2016
2017-043
4 2017 6 1 2017 92 84
306.50 257.00 2017 6 1
2017
2017 6 2 2017-073 2017
2017 2017-074 2017
2017-076
5 2017 6 8 2017 2017 6 9 257.00
1.9196%
2017 6 8 2017
2017-079
6 2018 7 9 <2017 >
2017 <2017 >
<2017 > 2017
<2017 >
2018 7 10
<2017 > 2018-066 2017

2019



2018-067 <2017 >

2018-067 55,800 “ ” 14.325 /6N

2018 9 27 2018 9 28 2018-123

2 3 2019 7 12 <2017 >

<2017 > 2017 <2017 >

2019 7 13 <2017 > 2017

<2017 > 2019-084 <2017 >


2019-085 2017

4 2019 7 30 2019-090 68,000 2019 7 31 2019-104

5 2019 8 15 2019 <2017 >

2019 8 16 2019- 119

6 2017 2019 17 “ ” 17



--	--	--	--	--	--	--	--	--
	2019 07 02	30,000	2019 08 15	7,700				
	2019 07 02	4,000	2019 05 06	2,000				
	2019 07 02	3,600	2019 09 16	3,600				
	2019 07 02	4,000	2019 08 23	4,000				

[REDACTED]

2019	07	02	3,500	2019	12	02	0
2019	07	02	3,500	2018	12	17	0
2019	07	02	10,000	2019	03	15	6,240
2019	07	02	8,000	2019	03	12	8,000
2019	07	02	130,000	2019	05	17	126,936.61
2019	07	02	150,000	2019	09	17	30,000
2019	07	02	10,000	2019	11	08	2,246.02
2019	07	02	10,000	2019	12	04	10,000

B1			1,229,600	B2			498,635.45	
B3				1,229,600	B4			498,635.45
[Large shaded area]								
--	--	--	--	--	--	--	--	
[Large shaded area]								


1'558'000



		5,000	0	0
		5,000	0	0

2019-002

2019-013



2020

300

1

2

3

2019

1

66,525,030

Sherry Lee

Jerry Yang Li

2019 276

2018-133

2019-018

2019-030

2

Paul Xiaoming Lee Yan Ma Sherry Lee

Yanyang

Hui

Paul Xiaoming Lee Yan Ma Sherry Lee

Yanyang Hui Jerry Yang Li

2019-020

2019-019
2019-031

3 2019 4 25 < >

2018 10 26 >

> 2018 11 9 2018 35 2019

1 11

2019-021

2019-096

2019-177

2 2019 3 14

2019

2019-027 2019 6 11

2019-066

3 2019 3 31

100.00%

2,000.00

100.00%

2019-028

100%

2019-059

4 2019 4 25

“ 1.3 ”

“ 1.3 ”

“ “ ”

110,252,772.81

1.3

73,116,640.61

2,445,986.56

37,136,132.20

1,920,022.30

2019 4 25

“ ”

2019-041

5 2019 7 1

100,000

60,000

160,000

2019-076

2019-095

6

2019 7 28

4

2019-099

7 2019 7 30

BOPP

“ ”

BOPP

7 BOPP

2 BOPP

1 BOPP

36,000
BOPP

2019-106

8 2019 7 30

“ ”

BOPP

14

“ ”

2019-107

“ ”

2019-115 2019 8 4

<

> 2019 8 5

2019 9 9

<“ ”

> “ ”

“

” “ ”

“ ”

2019-142

9 2019 8 23

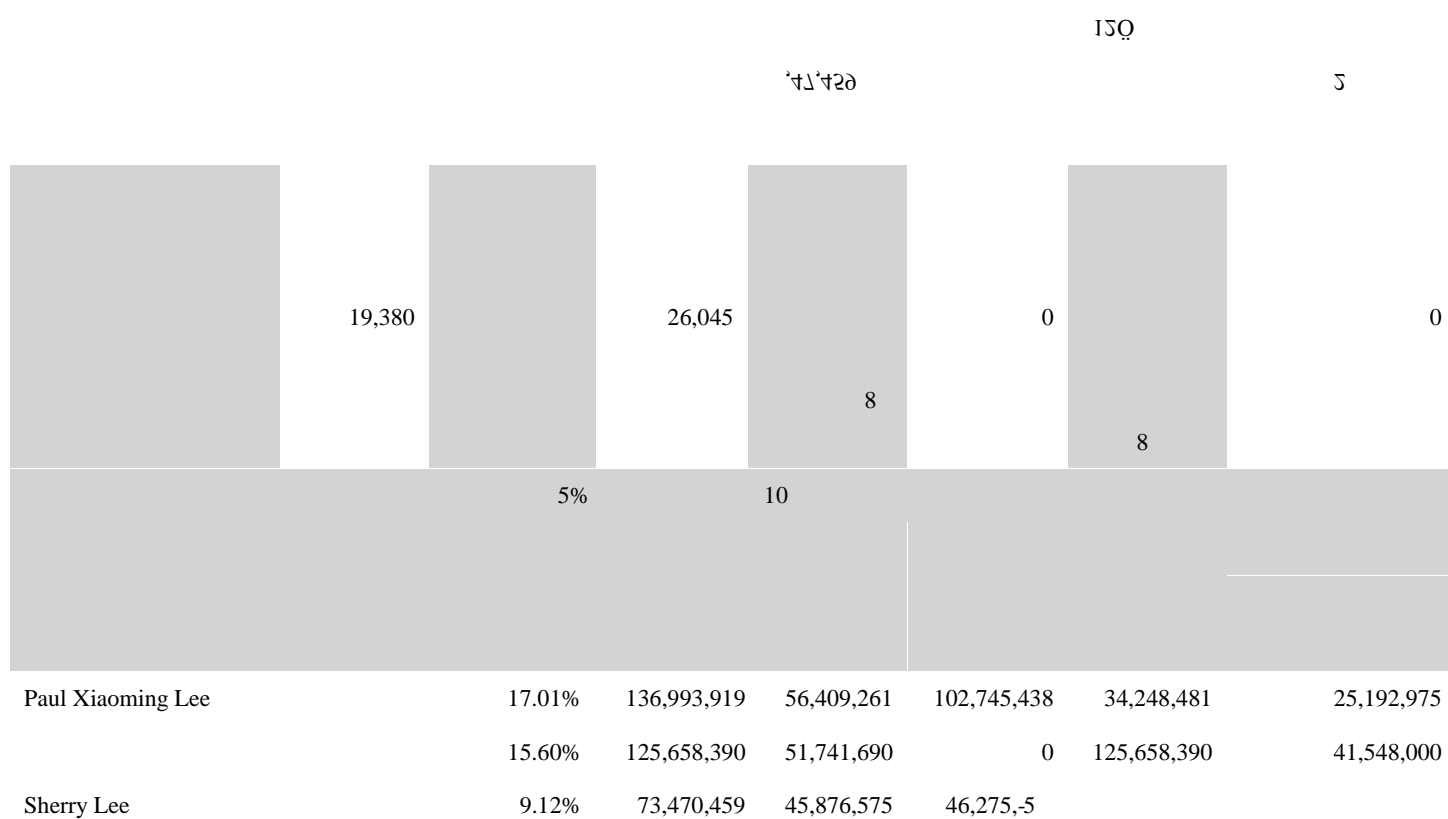


2019

	179,595,938.648		10	7		805,575,450
	2019 7 8		2019 7 9			
3	2017					
2019 7 12				2017		
		84				2,484,720
	0.308%			2019 7 22		
4			2017			
2019 7 12						

					2019	7	22	
	240,000	318,450	163,200	395,250				25%
					2019	7	22	
	240,000	267,450	163,200	344,250				25%
82	3,150,000	2,205,000	2,363,000	2,992,000	2019	7	22	
	26,040,055	0						

1	2018		2018 12 31	473,867,912	
10	3.79			10 7	2019
7 9	473,867,912	805,575,450			
2	2017			17	
“ ”				136,680	
	68,000		204,680	2019 8	
	805,575,450	805,370,770			



Paul Xiaoming Lee	17.01%	136,993,919	56,409,261	102,745,438	34,248,481	25,192,975
	15.60%	125,658,390	51,741,690	0	125,658,390	41,548,000
Sherry Lee	9.12%	73,470,459	45,876,575	46,275,-5		

10			
	125,658,390		125,658,390
Paul Xiaoming Lee	34,248,481		34,248,481
Sherry Lee	27,194,900		27,194,900
	24,144,481		24,144,481
	16,332,107		16,332,107
	15,397,051		15,397,051
	12,744,900		12,744,900
	9,276,022		9,276,022
-	7,167,125		7,167,125
	6,979,736		6,979,736
10		10	
	10		
10			
	4		

10

10

10

10

Paul Xiaoming Lee		
Yan Ma		
Sherry Lee		
Yanyang Hui		
Jerry Yang Li		

	Paul Xiaoming Lee Sherry Lee Jerry Yang Li Yanyang Hui	Yan Ma

;

Paul Xiaoming Lee			
Yan Ma			
Sherry Lee			
Yanyang Hui			
Jerry Yang Li			
	Paul Xiaoming Lee Sherry Lee Jerry Yang Li Yanyang Hui	Yan Ma	
10			

	Yanyang Hui	2018	Paul Xiaoming Lee Yan Ma Sherry Lee
	Yanyang Hui Jerry Yang Li		Paul Xiaoming Lee Yan Ma Sherry Lee
		2019 03 07	
	2018-133 2019-019		
		2018 10 23	

ð

ð

ð

Paul Xiaoming Lee	62	2011	04	20	2020	04	19	80,584,658	0	0	56,409,261	136,993,919
	58	2011	04	20	2020	04	19	41,177,782	39,800	0	28,852,307	70,069,889
Yan Ma	61	2011	04	20	2020	04	19	0	0	0	0	0
	45	2013	08	31	2020	04	19	1,439,900	0	611,957	1,007,930	1,835,873
	47											

0



1 Paul Xiaoming Lee 1958
 1984 1989 1992 12 University
 1995 Inteplast Corporation 1996 4
 2006

2 1962
 of Massachusetts 1993 1996 World-Pak C
 2

3 Yan Ma 1959
 2011 4

4 1964 9
 1989 1997
 2005 2009

5 1975
 2002

6 1973
 2011 5

7 1970 7

1999 9 2002 8

2 2007 3 2007 3 2010 4

2010 12 2015 12

8 1978 7

2001 2004

2009 2011

2004 2008

2011 2013

2013 2015

9 1948 7 1982 1993

1993 1998 1995 2012

IDF

WLB" P B 93

SA. D. V. C. G. E. 9A



	2017 6 8			28.65 /
		160,000	2018 4 17	2017
		160,000	320,000	2018 7 9
				30%
		2018		320,000
	2019 7 12			544,000
			30%	

	265
	1,562
	3,920
	6,686
	0
	3,037
	86
	381
	69
	347
	3,920
	11
	62
	392
	885
	2,570
	3,920

“ ”

1,725

1,694

31

2,758

57,606

10

16

15

1


2

3

4

5

1“
”



84



2020 3 17

2020 03 17

2019

		128095	2020 02 11	2026 02 11	160,000	0.40% 0.60% 1.00% 1.50% 1.80% 2.00%	

	--		--		--		--
					398		14F

1,000	159,000	2020	2	17
	9,433,962.26			4,443,396.23
	1,586,122,641.51			
		[2020]	000047	
1,586,122,641.51				

“ 30 ”

2

	2019	2018	
	146,402.75	97,464.95	50.21%
	118.77%	139.35%	-20.58%
	59.97%	47.13%	12.84%
	85.96%		-29.75%
	20.02%	26.88%	

132.04

53.66

2020 2 11

173,866.71

45.38%

118,361.73 ,

30.89%



	2020 03 16
	[2020]001908

2019 () 2019 12 31
2019 2019 12 31

1.
2.
()
1.
2019 315,956.16 / () / 34

1

2

3

4

5

()

1.

2019 12 31
11.68%

147,162.51

/()
4,727.10/ 3
142,435.41

2.

1

2

3

4

5

Q

2019

94,713,958.19

27,633,034.58

	435,042,080.77	53,312,778.18
	60,696,969.12	13,253,003.17
	619,187,419.79	782,145,012.00
	3,082,740,285.48	1,632,907,301.38
	7,312,062,476.04	3,630,266,384.36
	805,370,770.00	473,867,912.00
	1,894,027,132.14	2,198,120,658.09
	28,137,312.00	50,217,436.50
	135,153,637.58	115,753,507.47
	1,744,638,648.71	1,093,630,310.62
	4,551,052,876.43	3,831,154,951.68
	330,073,008.95	241,047,201.74
	4,881,125,885.38	4,072,202,153.42
	12,193,188,361.42	7,702,468,537.78

PAUL XIAOMING LEE

	2019 12 31	2018 12 31
	173,535,371.19	92,372,038.48

	9,600,000.00	15,888,924.38
	41,692,384.78	196,579,584.36
	1,230,107.09	10,259,381.88
	1,101,125,909.57	424,129,601.40
	272,540,000.00	231,540,000.00
	24,548,426.09	71,865,368.38
	1,866,350.09	3,675,908.97
	1,353,598,2 3	

		2,029,762.92
	9,915,678.59	10,363,131.41
	8,416,961.95	34,049,118.78
	4,279,631,055.64	4,079,148,964.13
	5,633,229,604.45	4,893,919,771.98
	181,264,450.04	60,000,000.00
	178,321,179.75	24,500,000.00
	41,490,200.04	52,176,077.17
	688,175.71	2,618,882.28
	198,382.51	146,120.28
	5,190,155.03	721,755.52
	502,675.22, 54.7	

		1,843,783.93
	909,826,026.58	217,932,120.39

2019

	14,920,443.36	20,436,713.17
	67,250,207.94	49,821,014.06
	122,867,832.09	154,427,-

3.		
4.		
5.		
1.		
2.		
3.		
4.		
5.		
6.		
7.		
8.		
9.		
	935,568,775.84	680,343,857.27
	849,837,425.81	518,439,455.43
	85,731,350.03	161,904,401.84
	1.06	0.72
	1.06	0.72

0

0

PAUL XIAOMING LEE

	2019	2018
	435,495,970.14	358,124,483.35
	326,842,879.99	268,866,755.95
	3,796,804.93	7,294,341.92
	13,460,720.37	15,362,698.72
	41,219,833.24	83,545,927.55
	14,039,341.87	13,823,028.20
	1,981,921.71	-6,431,150.23


	10,247,211.39	789,668.95
	7,882,890.73	6,726,507.87
	1,420,499.05	1,856,403.16
	160,000,000.00	200,854,031.81
-		
-	-2,862,924.22	
-		-3,076,244.76
-		
	192,712,042.86	175,297,071.45
	22,800.87	13,140.42
	196,959.99	18,345.68
	192,537,883.74	175,291,866.19
	-1,463,417.32	-6,265,723.44
	194,001,301.06	181,557,589.63
	194,001,301.06	181,557,589.63
1.		
2.		
3.		
4.		
5.		
1.		
2.		
3.		
4.		
5.		
6.		

	148,385,108.73	799,335.00
	456,581,708.63	149,909,162.07
	88,914,514.26	-89,909,162.07
	44,176,465.50	-78,638,333.09
	82,212,081.32	160,850,414.41
	126,388,546.82	82,212,081.32

3		29,162,578.32			29,162,578.32	1,833,115.76	30,995,694.08
4	-204,680.00	-1,548,566.27	-22,080,124.50		20,326,878.23	1,461,341.42	21,788,219.65
				19,400,130.11	-198,829,087.72	-179,428,957.61	-179,428,957.61
1				19,400,130.11	-19,400,130.11		
2							
3					-179,428,957.61	-179,428,957.61	-179,428,957.61
4							
	331,707,538.00	-331,707,538.00					
1	331,707,538.00	-331,707,538.00					
2							
3							
4							
5							
6							

2018

1			18,155,758.96	-18,155,758.96		
2						
3				-150,043,779.12	-150,043,779.12	-4,960,000.00
4						-155,003,779.12
	337,473,712.00	-337,473,712.00				
1	337,473,712.00	-337,473,712.00				
2						
3						
4						
5						



	473,867,912.00	3,971,775,141.36	50,217,436.50	88,000,996.48	192,561,038.25	4,675,987,651.59
	473,867,912.00	3,971,775,141.36	50,217,436.50	88,000,996.48	192,561,038.25	4,675,987,651.59
	331,502,858.00	-320,739,399.67	-22,080,124.50	19,400,130.11	-4,827,786.66	47,415,926.28
	-204,680.00				194,001,301.06	194,001,301.06

15 € }

5

6

29,122,347.55

3,200,539,109.92

-150,043,779.12

-150,043,779.12

[2011]50

,

805,370,770.00

； () ；
 ； () ；
 ； () () ()
 BOPP 1 BOPP 2
 3

2020 3 16

15

			%	%
			100.00	100.00
			100.00	100.00
			100.00	100.00
			100.00	100.00
			100.00	100.00
			100.00	100.00
			100.00	100.00
			90.08	90.08
			100.00	100.00
			100.00	100.00
			100.00	100.00
			82.00	82.00
			100.00	100.00
			100.00	100.00
			100.00	100.00

3

“ ”

XXXXXX

4

1

2

3

4

5

1

)

(

)

(

- 1
- 2
- 3

1

2

1



2019

1

2

=1/2G + ~~1/2~~ +X

2

3

4

	(%)
6	
6 -1	5
1 2	10

1
2
3

1
2

10

6

1
2

5

1

2

1

22

2

22

3

22

1

22

2

1

2

		%	%
			1/ *100
	20	5-10	4.50-4.75

1

2

		20	5%-10%	4.50%-4.75%
		10-13	5%-10%	6.92%-9.50%
		5	5%-10%	18.00%-19.00%
		5	5%-10%	18.00%-19.00%
		5	5%-10%	18.00%-19.00%
		5	5%-10%	18.00%-19.00%

1

2

3

4

5

	10	
	50	

3

4

5

1
6

2

3

4

1

()

1

2

3

1

2

1

24

2

- 1.
- 2.

- 1.
- 2.
- 3.

:

2019 1 1	2017	2019 7 28	2019-098
22 -	23 -		
24 -	37 -		
2019	2019	2019 10 22	2019-158
2019 6			

2019

(2019)

2019

2019 16

2019 6

30

	2018 12 31		2019 1 1	
		246,926,399.78	246,926,399.78	
		1,230,782,697.45	1,230,782,697.45	
		92,914,597.74	92,914,597.74	
	1,570,623,694.97	-1,570,623,694.97		
		133,112,426.06	133,112,426.06	
		373,895,312.46	373,895,312.46	
	507,007,738.52	-507,007,738.52		
	930,156,501.75	1,541,411.91	931,697,913.66	
	267,394,192.31	-2,946,100.55	264,448,091.76	
	157,706,906.56	-2,302,217.92	155,404,688.64	
	53,312,778.18	3,706,906.56	57,019,684.74	

2019 1 1

2017

22 -

23 -

24 -

37 -

<

>

	2018	12	31	2019	01	01	
			314,208,776.19			314,208,776.19	
			339,840,997.52		246,926,399.78		-92,914,597.74
			1,230,782,697.45		1,230,782,697.45		
					92,914,597.74		92,914,597.74
			57,510,172.25		57,510,172.25		

	3,047,794.85	3,047,794.85	
	10,536,225.02	10,536,225.02	
	3,175,318,286.44	3,175,318,286.44	
	1,043,819,684.10	1,043,819,684.10	
	264,335,297.87	264,335,297.87	
	34,483,188.64	34,483,188.64	
	3,105,838.40	3,105,838.40	
	27,633,034.58	27,633,034.58	
	356,963,917.15	356,963,917.15	
	4,919,243,267.05	4,919,243,267.05	
	7,702,468,537.78	7,702,468,537.78	
	930,156,501.75	931,697,913.66	1,541,411.91
	133,112,426.06	133,112,426.06	
	373,895,312.46	373,895,312.46	
	7,781,859.46	7,781,859.46	

	20,257,450.29	20,257,450.29	
	107,054,434.09	107,054,434.09	
	267,394,192.31	264,448,091.76	-2,946,100.55
	8,262,813.50	8,262,813.50	
	157,706,906.56	155,404,688.64	-2,302,217.92
	1,997,359,082.98	1,993,652,176.42	-3,706,906.56
	784,196,508.03	784,196,508.03	
	53,312,778.18	57,019,684.74	3,706,906.56
	13,253,003.17	13,253,003.17	
	782,145,012.00	782,145,012.00	
	1,632,907,301.38	1,636,614,207.94	3,706,906.56
	3,630,266,384.36	3,630,266,384.36	
	473,867,912.00	473,867,912.00	

	2,198,120,658.09	2,198,120,658.09	
	50,217,436.50	50,217,436.50	
	115,753,507.47	115,753,507.47	
	1,093,630,310.62	1,093,630,310.62	
	3,831,154,951.68	3,831,154,951.68	
	241,047,201.74	241,047,201.74	
	4,072,202,153.42	4,072,202,153.42	
	7,702,468,537.78	7,702,468,537.78	


	2018 12 31	2019 01 01	
	92,372,038.48	92,372,038.48	
	15,888,924.38	15,888,924.38	
	196,579,584.36	196,579,584.36	
	10,259,381.88	10,259,381.88	
	424,129,601.40	424,129,601.40	
	231,540,000.00	231,540,000.00	
	71,865,368.38	71,865,368.38	
	3,675,908.97	3,675,908.97	
	814,770,807.85	814,770,807.85	

3,726,015,701.19

3,726,015,701.19

0

	312,112.50	
	3,302,813.50	
	216,088,336.46	
		33103111'03
		50
	1,843,783.93	1,843,783.93
	1,843,783.93	1,843,783.93
	217,932,120.39	217,932,120.39
	473,867,912.00	473,867,912.00



0.0

2019 1 1

		16% 13% 10% 9% 6%
		7% 5% 1%
		25% 15% 16.5%

	15%
	15%
	25%
	25%
	25%
	25%
	15%
	15%
	15%
	15%
	25%
	15%
	25%
	25%
	25%
	16.5%

2012 12

15%

(2018)

<

>

2016 32

15%

	587,459,422.72	9,886,495.00
		31,321,344.41
	587,459,422.72	41,207,839.41

	18,996,000.00
	18,996,000.00

	7,129,136.06	7,129,136.06	100.00%	
	5,075,381.00	5,075,381.00	100.00%	
	2,845,087.00	2,845,087.00	100.00%	
	1,790,545.00	1,790,545.00	100.00%	
	39,106.26	39,106.26	100.00%	
	16,879,255.32	16,879,255.32	--	--

1				

	9,886,495.00	
	172,649,102.54	92,914,597.74
	182,535,597.54	92,914,597.74


2019 12 31

1	104,123,431.87	98.87%	55,489,242.51	96.48%
1 2	927,210.61	0.88%	1,826,261.07	3.18%
2 3	92,215.61	0.09%	73,052.45	0.13%
3	165,738.99	0.16%	121,616.22	0.21%
	105,308,597.08	--	57,510,172.25	--

1

	589,250.00	1-2	

		(%)
1	19,987,080.08	18.98



	820,000,000.00	
	1,084,905.66	
	4,438,003.35	4,480,620.96
	2,696,682.56	814,470.81
	1,203,121.38	1,059,860.37
	1,769,896.21	439,711.06
	831,192,609.16	6,794,663.20

1	1	829,154,408.78
	6	827,914,744.31
	6 -1	1,239,664.47
1	2	1,392,056.20
2	3	176,052.24
3		470,091.94
3	4	14,600.00
4	5	157,534.54
5		297,957.40
		831,192,609.16

--	--	--	--

	207,534.54	50,000.00			257,534.54
	403,647.97	83,008.72			486,656.69
	611,182.51	133,008.72			744,191.23

		820,000,000.00	6	98.65%	
		1,084,905.66	6	0.13%	
		612,000.00	6	0.07%	
		500,000.00	6	0.06%	
		455,183.48	6	0.05%	
	--	822,652,089.14	--	98.96%	

	112,792,578.57	23,191.84	112,769,386.73	93,943,064.43	229,860.00	93,713,204.43
	31,577,592.12	436,222.88	31,141,369.24	36,999,507.84	436,222.88	36,563,284.96
	560,323,330.51	5,570,216.82	554,753,113.69	305,632,537.25	378,489.11	305,254,048.14
	16,721,617.70		16,721,617.70	11,999,642.07		11,999,642.07
	30,118,007.46		30,118,007.46	9,648,543.44		9,648,543.44
	91,289.59		91,289.59	258,696.91		258,696.91
	13,635,262.44		13,635,262.44	14,692,207.67		14,692,207.67
	765,259,678.39	6,029,631.54	759,230,046.85	473,174,199.61	1,044,571.99	472,129,627.62

	229,860.00			206,668.16		23,191.84
	436,222.88					436,222.88
	378,489.11	5,191,727.71				5,570,216.82
	1,044,571.99	5,191,727.71		206,668.16		6,029,631.54

	523,124,562.78	361,166,476.96
	523,124,562.78	361,166,476.96

	()									()	
	3,047,794.85			1,484,572.03			1,188,900.87			3,343,466.01	
	3,047,794.85			1,484,572.03			1,188,900.87			3,343,466.01	
	3,047,794.85			1,484,572.03			1,188,900.87			3,343,466.01	

1.	10,001,993.90			10,001,993.90
2.	10,536,225.02			10,536,225.02

	10,001,993.90	

	4,936,597,979.17	3,175,318,286.44
	4,936,597,979.17	3,175,318,286.44

1.	732,100,703.94	3,284,619,115.52	18,854,836.11	41,738,501.83	4,077,313,157.40
2.	166,245,603.45	1,881,982,298.80	3,480,510.78	14,393,632.12	2,066,102,045.15
1	605,663.39	16,468,385.30	170,956.60	2,024,611.67	19,269,616.96
2	165,429,940.06	1,858,835,127.86	3,309,554.18	12,341,418.43	2,039,916,040.53
3	210,000.00	6,678,785.64		27,602.02	6,916,387.66
3.		26,198,420.87	239,013.00	77,351.41	26,514,785.28
1		26,198,420.87	239,013.00	77,351.41	26,514,785.28
4.	898,346,307.39	5,140,402,993.45	22,096,333.89	56,054,782.54	6,116,900,417.27
1.	148,772,819.58	726,450,827.08	10,481,614.01	16,289,610.29	901,994,870.96
2.	33,807,210.83	256,089,254.44	2,101,490.46	4,456,367.82	296,454,323.55

1	33,793,210.83	255,603,075.79	2,101,490.46	4,423,445.74	295,921,222.82
2	14,000.00	486,178.65		32,922.08	533,100.73
3.		17,860,876.57	257,003.65	28,876.19	18,146,756.41
1		17,860,876.57	257,003.65	28,876.19	18,146,756.41
4.	182,580,030.41	964,679,204.95	12,326,100.82	20,717,101.92	1,180,302,438.10
1.					
2.					
1					
3.					
1					
4.					
1.	715,766,276.98	4,175,723,788.50	9,770,233.07	35,337,680.62	4,936,597,979.17
2.	583,327,884.36	2,558,168,288.44	8,373,222.10	25,448,891.54	3,175,318,286.44

	2,105,695.50	685,133.86		1,420,561.64	
	9,135,247.28	4,427,080.56		4,708,166.72	
	11,240,942.78	5,112,214.42		6,128,728.36	

	433,179,173.14	

1

2

“ ” “81”

”

	1,546,045,179.46	1,036,991,443.87
	8,229,616.39	6,828,240.23
	1,554,274,795.85	1,043,819,684.10

30	-		263,794.64	263,794.64
	1,724,137.93	1,724,137.93	1,724,137.93	1,724,137.93
	64,902,750.98	64,902,750.98	31,137,455.46	31,137,455.46
			54,978,665.35	

7 BOPP	91,958.23		91,958.23			
	6,204,431.91		6,204,431.91			
	1,546,045,179.46		1,546,045,179.46	1,036,991,443.87		1,036,991,443.87

“ ” “81” ”

	5,579,312.22	5,579,312.22	4,758,642.64	4,758,642.64
	2,534,766.90	2,534,766.90	2,069,597.566	

“ ” “81” ”

	34,483,188.64	9,671,444.70				44,154,633.34
	34,483,188.64	9,671,444.70				44,154,633.34

1

100% 34,483,188.64 200,000,000.00 165,516,811.36

5% 7.35%

2020 2024 2024

2

			20,000,000.00	10,328,555.30
100%	9,671,444.70			

	367,904,948.73	60,696,969.12	88,353,354.51	13,253,003.17
	367,904,948.73	60,696,969.12	88,353,354.51	13,253,003.17

		94,713,958.19		27,633,034.58
		60,696,969.12		13,253,003.17


1 1 2019 12 31

500

2018 54

2018

19. 44,799854



1300

2

7,401,936.18

	182,410,437.58	165,456,832.70
	34,900,000.00	48,900,000.00
	2,282,265,288.87	625,749,669.05
	169,486,222.89	90,050,000.00
	1,303,083.49	1,541,411.91
	2,670,365,032.83	931,697,913.66

1.

182,535,597.54

182,410,437.58

81

2.

4,121,169.85

9,522,666.42

34,900,000.00

81

3.

2

9		26,812,000.00					26,812,000.00	
10		4,000,000.00					4,000,000.00	
11		1,000,000.00					1,000,000.00	
12		2,698,600.00					2,698,600.00	
13		294,400.00					294,400.00	
14	17,659,200.00						17,659,200.00	
	57,019,684.74	392,443,592.21		14,421,196.18			435,042,080.77	

1 2009 2012 35kv
680 35kv 35kv 2009
5 31 20
2 2017 11 2016
100 10
6 10
3 2016 5 50
4 2017 11 10 50
5 2011 7 10 2011
2011 1387 9000
1,200.00
2011 6 9000
2011 2011 298
9000 1,200.00
2013 3
2012 141 2012
2013 5 9000
700.00 9000 300.00
9000 3,400.00 9000
13 2019 12 31 9000
15,071,685.28 2013 1,454,615.38
2014 1,454,615.38 2015 1,804,358.98 2016 2,350,833.31 2017 2,618,458.17
2018 2,692,398.30 2019 2,696,405.76
6 2017 2017
2017 12 1,350.00
2019 12 31

3

“ ” “53 ” 1 1,548,566.27

	50,217,436.50		22,080,124.50	28,137,312.00
	50,217,436.50		22,080,124.50	28,137,312.00

1

2 “ ” 2019 7 22 2,484,720.00

20,399,701.70

3 “ ” “53 ” 2 204,680.00

1,680,422.80

	93,183,145.10	19,400,130.11		112,583,275.21
	21,153,681.64			21,153,681.64
	1,416,680.73			1,416,680.73
	115,753,507.47	19,400,130.11		135,153,637.58

10%

		1,093,630,310.62	743,390,393.27
		1,093,630,310.62	743,390,393.27
		849,837,425.81	518,439,455.43
		19,400,130.11	18,155,758.96

2019

	179,428,957.61	150,043,779.12
	1,744,638,648.71	1,093,630,310.62

- 1) 0.00
- 2) 0.00
- 3)

	41,986,808.20	30,469,758.69
	12,329,938.44	10,674,717.22
	4,063,055.23	4,126,652.22
	3,009,489.50	2,417,921.82
	5,860,916.57	2,131,964.11
	67,250,207.94	49,821,014.06

	50,242,454.74	46,085,881.72
	30,995,694.08	47,601,337.04
	15,022,235.90	11,684,956.68
	8,193,514.18	28,479,319.22
	1,942,171.16	3,341,121.00
	4,039,640.70	3,709,736.80
	2,881,295.77	3,063,897.29
	2,170,444.23	2,311,904.37
	7,380,381.33	8,149,575.91
	122,867,832.09	154,427,730.03

	66,358,175.43	35,263,342.25
	55,139,449.81	35,792,833.53
	11,569,371.05	8,486,515.15
	8,544,370.45	6,800,881.25
	13,301,841.01	10,306,351.08
	154,913,207.75	96,649,923.26

--	--	--

	98,286,877.98	29,754,907.49
	2,491,822.81	5,211,842.55
	-2,068,326.97	-192,424.75
	5,239,139.58	499,663.79

		-9,969,871.54
	-5,191,727.71	22,155.21
	-5,191,727.71	-9,947,716.33

	2,066.58	-108,018.08

		1,000.00	
		88,929.18	
	209,752.60	351,797.04	209,752.60
	209,752.60	441,726.22	209,752.60

	612,015.00		612,015.00
		17,000.00	
	363,844.91	145,484.92	



126,360,94

	235,887,901.91	16,021,108.08
	37,396,905.66	48,696,444.50
	37,970,592.47	54,236,362.46
	44,182,050.59	31,555,056.47
	5,190,997.60	768,115.00
	1,882,211.75	2,079,200.81
	1,455,187.33	2,338,018.66
	363,965,847.31	155,694,305.98

	91,480,000.00	
	1,753,246.27	799,335.00
	1,084,905.66	
	94,318,151.93	799,335.00

1	--	--
	935,568,775.84	680,343,857.27
	31,535,588.19	9,947,716.33
	296,455,453.94	161,441,123.62
	6,705,807.04	3,650,661.53
	1,183,881.89	1,678,617.96
	-2,066.58	108,018.08



	546,740,061.15	0.0641	35,046,037.92
	--	--	316,646,608.97
	4,939,884,695.32	0.0641	316,646,608.97
		—	80,933,160.00
	540,6,0.00		

		/
	2017 10 11	5,400.00
	2017	1,469,000.00
	“	30,000.00
	2017	3,300.00
	2017	8,000.00
2018		30,000.00

		12,656,500.00	
-2017		500,000.00	
		1,500,000.00	
-		4,088,906.00	
		205,000.00	
--		93,127.50	
		1,605,000.00	
-		2,000,000.00	
-		1,140,000.00	
		187,443.00	
		13,525.00	
		3,000.00	
-		7,500,000.00	
		51,840,000.00	
35kv	¹	339,999.96	339,999.96
	³	50,000.04	50,000.04
	²	113,207.52	113,207.52
2017	⁴	34,977.60	34,977.60
9000	⁵	2,696,405.76	2,692,398.30
	⁶	1,080,781.56	1,059,621.55
	⁷	3,577,074.05	
	⁸	6,528,749.69	
2018		63,100.00	
		13,200.00	
2017		600.00	
2019		462,000.00	
		255,148.38	
2019		900,000.00	
2019		945,500.00	
2018		655,300.00	
		603,045.00	
		2,215.00	
		183,600.00	
		33,816,500.00	
		3,000,000.00	
		2,000.00	
		81,359.23	

	240,000.00		
	1,710,000.00		
	289,800.00		
	289,800.00		
	34,500,000.00		
	5,990,025.00		
	50,000.00		
	48,474.29		
	23,366,069.00		
	50,000.00		
	800.00		
	4,000.00		
	121,993,732.08	91,358,617.68	—

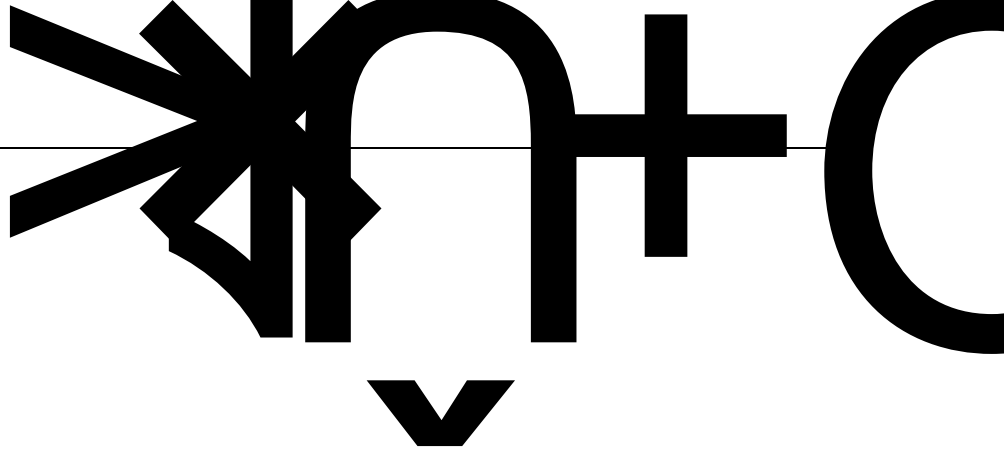
1 2 3 4 5 6 7 8 “ ” “51 ”

	2019 05 10	20,000,000 .00	100.00%		2019 05 10		15,988,534 .78	2,787,555. 23
	2019 12 30	6,658,318. 00	82.00%		2019 12 30			

--		18,000,000.00	6,658,318.00
--		2,000,000.00	
		20,000,000.00	6,658,318.00



Ä



				100.00%		
				100.00%		
				100.00%		
			Bopp	100.00%		
			Bopp		100.00%	
				90.08%		
					100.00%	
					100.00%	
					100.00%	
					100.00%	
					100.00%	
				100.00%		
					100.00%	
					100.00%	
					82.00%	

	9.92%	85,731,350.03		328,611,667.53

	3,259,	6,575,	9,835,	3,443,	3,077,	6,521,	1,808,	4,314,	6,123,	2,065,	1,627,	3,693,
	769,51	640,13	409,65	437,67	893,01	330,69	491,56	878,10	369,67	936,51	521,85	458,36
	8.17	4.66	2.83	5.48	9.66	5.14	8.75	1.41	0.16	1.86	0.44	2.30

--	--

	/	/
	12,274,453.10	10,617,104.68
	236,281.64	265,128.60
	12,510,734.74	10,882,233.28
	4,152,069.71	3,605,881.07
	4,152,069.71	3,605,881.07
	8,358,665.03	7,276,352.21

1

GDP

2019 12 31

	185,281,908.27	
	1,471,625,093.78	47,270,961.47
	182,535,597.54	
	832,381,510.03	744,191.23
	2,671,824,109.62	48,015,152.70

2019 12 31

2

2019 12 31

1,320,386.40

536,631.18

2019 12 31

	1	1-5	5	
	2,670,365,032.83			2,670,365,032.83
	522,674,089.50			522,674,089.50
	382,691,559.85			382,691,559.85
	98,657,984.36			98,657,984.36
	448,243,627.51	1,967,813,815.80		2,416,057,443.31
	4,122,632,294.05	1,967,813,815.80		6,090,446,109.85

	1	1-5	5	
	931,697,913.66			931,697,913.66
	133,112,426.06			133,112,426.06
	373,895,312.46			373,895,312.46
	264,448,091.76			264,448,091.76
		784,196,508.03		939,601,196.67

	982.42		35,046,037.92		160,712,20.34
	86,266.52	478.43	49,596,516.00	13,247.78	246,19,568.73
	37,322,670.00	43,610,490.00			80,933,160.00
	1,389,659.04		636,809.76		2,026,468.80
				17,916.00	17,916.00
			316,646,608.97		316,646,608.97
	38,712,329.04	43,610,490.00	317,283,418.73	17,916.00	399,624,153.77

	10,099,760.70	64,300.15	7,195.42	10,171,256.27
	54,887,723.92			54,887,723.92
	64,987,484.62	64,300.15	7,195.42	65,058,980.19
	3,291,696.01		9,015,541.34	12,307,237.35
	3,291,696.01		9,015,541.34	12,307,237.35

1 2019 12 31

10%

-987.80

Q101A1R10

PAUL XIAOMING LEE	
YAN MA	
YANYANG HUI	

/

		31,505,422.58	40,000,000.00		29,261,813.93

/

		17,108,807.77	13,806,054.76

--	--	--	--

		2,285.72	2,285.72
		3,142.84	3,142.84
		22,857.15	22,857.15
	—	28,285.71	28,285.71

	40,000,000.00	2019 05 06		
	300,000,000.00	2019 08 16	2020 08 16	
	36,000,000.00	2019 09 16	2020 08 22	
	40,000,000.00	2019 08 23	2021 08 23	
	44,000,000.00	2019 03 14	2020 03 13	
	35,000,000.00	2019 03 25		
	78,000,000.00	2018 10 19	2021 10 19	
	22,300,000.00	2019 11 13	2022 11 13	
	4,000,000.00	2019 07 22		
	18,000,000.00	2019 08 29	2020 08 29	
	35,000,000.00	2019 04 12	2020 04 02	
	1,300,000,000.00	2019 05 17		
	100,000,000.00	2019 10 30	2021 12 31	
	43,344,000.00	2019 11 14		
	550,000,000.00	2019 12 17	2022 12 17	
	280,000,000.00	2019 03 13	2022 03 13	
	100,000,000.00	2019 07 30	2020 06 23	
	110,000,000.00	2019 09 10	2020 07 24	
	90,000,000.00	2019 12 06		
	200,000,000.00	2019 06 26	2022 06 25	
	100,000,000.00	2019 11 19	2024 11 18	
	220,000,000.00	2019 12 03	2020 11 18	
	100,000,000.00	2019 06 04	2020 06 04	

2019

200,000,000.00 2019 11 13 2020 11 01

	273,000,000.00	
		3,109,344,000.00
	53,000,000.00	
		430,000,000.00
200,000,000.00		
		300,000,000.00
2,220,000,000.00		
	1,500,000,000.00	
	135,000,000.00	
	30,000,000.00	
		35,000,000.00

2

PAUL XIAOMING LEE	1,000,000,000.00	2017	8	14	2025	8	13
	1,000,000,000.00	2017	8	14 ^⑥	2025	8	13
PAUL XIAOMING LEE	20,000,000.00	2017	6	30	2020	6	29
	20,000,000.00	2017	6	30	2020	60	29
PAUL XIAOMING LEE	50,000,000.00	2017	6	15	2020	4	4
PAUL XIAOMING LEE	220,000,000.00	2017	6	6	2020	6	6
PAUL XIAOMING LEE	50,000,000.00	2017	9	20	2022	9	20
PAUL XIAOMING LEE	98,000,000.00	2017	7	25	2020	10	31
PAUL XIAOMING LEE YAN MA	200,000,000.00	2017	10	1			

	80,000,000.00	2018 4 20	2020 4 20	
PAUL XIAOMING LEE	120,000,000.00	2018 7 13	2021 7 13	
	3,158,000,000.00	—	—	
PAUL XIAOMING LEE				1,300,000,000.00

PAUL XIAOMING LEE

50,000,000.00

	4,499,133.69	6,905,077.39

	8,511,205.44	7,288,666.39

2019

2,484,7

204,680

8.426

2017

2017

257.00

2,570,000.00

2,570,000.00

2017

2017

8.65 /

29 1

136,450,000.00

8.426 /

12

24

30%

24

36

30%

36

48

40%

	2016	2018	7%
	2016	2019	9%

“ ”

	90	90	80	80	70	70
			50			
	100%	80%		50%		0

	66,721,700.83
	12,516,704.60

1

	2019	2018
--	------	------



2019

			2017	3233
	51.80	14.26 /		
14.26 /	5.50 /	87,775,200.00		
			5	2021

2


2

3C

BOPP
BOPP

BOPP

BOPP						
.	195,204.27	63,099.16	75,012.73	-17,360.00	315,956.16	
	195,204.27	63,099.16	57,652.73		315,956.16	
			17,360.00	-17,360.00		
.	108,091.97	57,645.34	71,874.72	-15,536.60	222,075.43	
		148.46			148.46	
	333.15	73.63	112.39		519.17	
	24,693.29	1,905.86	3,803.80	-21.86	30,381.09	
.	98,944.04	5,752.36	19,319.97	-17,823.40	106,192.97	
.	12,521.31	608.79	-207.69	-286.31	12,636.09	
.	86,422.73	5,143.57	19,527.67	-17,537.09	93,556.88	
.	983,540.97	80,181.85	655,969.56	-500,373.53	1,219,318.84	
.	652,133.07	38,437.34	121,516.68	-80,880.85		



	41,764,973.38	100.00%	72,588.60	0.17%	41,692,384.78	204,777,649.31	100.00%	8,198,064.95	4.00%	196,579,584.36

∟ 28'00

1	30,234,689.15	34,042.43	0.11%
6	30,225,342.01	33,575.07	0.11%
6 -1	9,347.14	467.36	5.00%
1 2			
2 3			
3 4			
4 5	47,511.00	38,008.80	80.00%
5	537.37	537.37	100.00%
	30,282,737.52	72,588.60	--

1	1	41,715,862.81
6		41,706,021.22
6		

	8,198,064.95	-8,125,476.35			72,588.60
--	--------------	---------------	--	--	-----------

1	18,082,736.71	43.30%		27,459.63
2	11,480,679.21	27.49%		
3	3,867,006.40	9.26%		
4	2,336,545.00	5.59%		3,446.05
5	969,847.14	2.32%		3,136.75
	36,736,814.46	87.96%		

	272,540,000.00	231,540,000.00
	828,585,909.57	192,589,601.40
	1,101,125,909.57	424,129,601.40

()		
	157,500,000.00	108,000,000.00
	45,040,000.00	45,040,000.00
	70,000,000.00	78,500,000.00
	272,540,000.00	231,540,000.00

()				
	67,500,000.00	1		
	45,040,000.00	1		
	112,540,000.00	--	--	--

	820,000,000.00	
	6,166,450.43	191,214,984.68
	1,084,905.66	
	943,466.50	1,361,740.73
	561,775.36	201,961.70
	25,058.80	45,734.79
	828,781,656.75	192,824,421.90

1	1	828,574,640.25
	6	828,440,026.67
	6 -1	134,613.58
1	2	20,000.00
3		187,016.50
4	5	50,000.00
5		137,016.50

	160,000,000.00	195,040,000.00
		5,814,031.81
	160,000,000.00	200,854,031.81

	2,066.58
	121,993,732.08
	191,780.82
	-549,671.34

		/	/
	20.36%	1.06	1.06
	18.03%	0.93	0.93

2019