

002812

2025-055

128095



2024

2025 4

2024



002812



1

2



2,

1 —

1 —

3 — “ ” “

BOPP

BOPP

30

	2025	2030
2024.1		3000
2024.3		

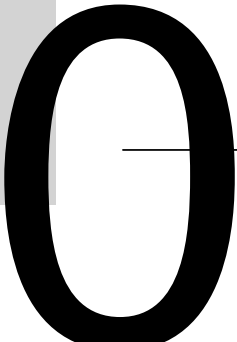
b

2024

D		3.46%		6.73	6.68
---	--	-------	--	------	------

30%

482




“ 2024 55 ”

“ 2024 28 ”

“ 2024 2 ” “ 2024 8 ” “ 2024 12 ”

m”



17.01%	10	BOPP	2024	BOPP	5,656.14
2					
			2024		8.65
11.29%	46				
				NO	
	1,487		51.83%	7,594	48.44%

	8,254,655,982.64	81.22%	10,082,122,418.04	83.72%	-18.13%
BOPP	565,613,743.82	5.57%	681,506,139.96	5.66%	-17.01%
	14,865,512.42	0.15%	30,859,185.05	0.26%	-51.83%
	865,3/				

	587,265,769.36	88.60%	568,677,917.68	88.60%	3.27%
	43,244,970.96	6.52%	42,628,863.02	6.64%	1.45%
	21,857,030.86	3.30%	20,466,257.07	3.19%	6.80%
	10,468,097.63	1.58%	10,079,401.67	1.57%	3.86%
	58,248,137.17	89.38%	100,096,543.76	89.41%	-41.81%
	2,406,303.96	3.69%	4,009,313.17	3.58%	-39.98%
	3,486,536.32	5.35%	5,930,569.64	5.30%	-41.21%
	1,026,611.86	1.58%	1,910,737.13	1.71%	-46.27%
	34,925,903.04	39.64%	27,194,586.27	50.20%	28.43%
	9,315,047.16	10.57%	6,625,261.90	12.23%	40.60%
	38,111,439.12	43.25%	16,663,483.15	30.76%	128.71%
	5,765,567.52	6.54%	3,691,982.77	6.81%	56.16%

" " " " " " "

" " " " " "

DRW

6

3 1

SEMCO MALAYSIA SDN. BHD.

7

8



5,031,648,639.18

⌘



5%

	2,770,851,791.90
	28.45%
	5.38%

5

1		791,577,343.29	8.13%
2		546,595,113.74	5.61%
3		524,250,154.26	5.38%
4		517,549,584.08	5.31%
5		390,879,596.53	4.01%
	--	2,770,851,791.90	28.45%

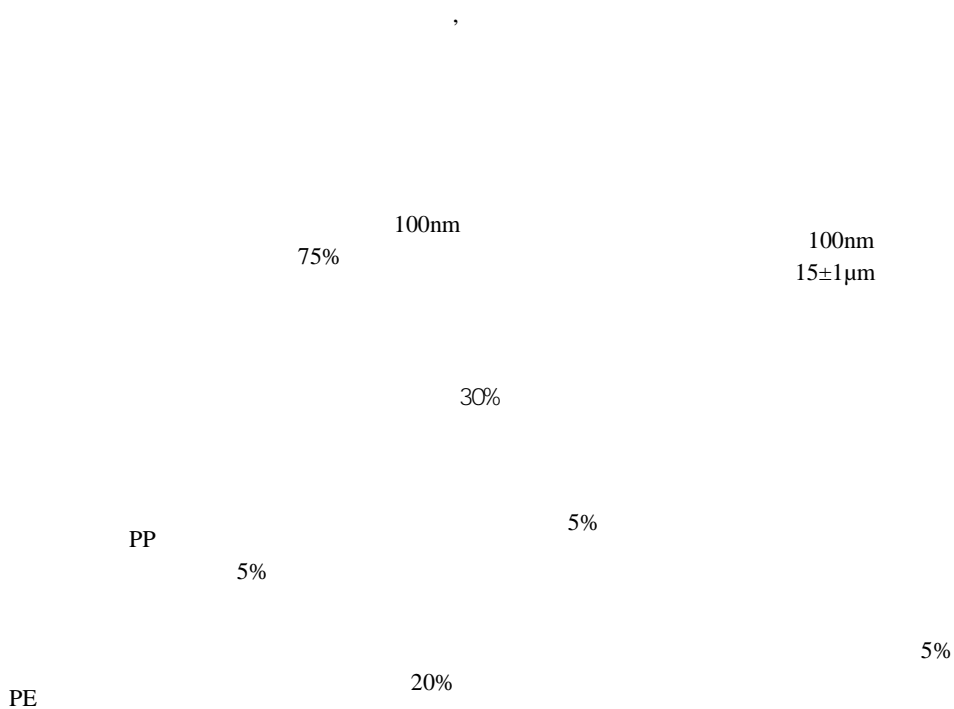
5%

3

	2024	2023		
	145,263,407.26	89,338,734.45	62.60%	
	600,164,938.14	383,415,488.72	56.53%	
	314,263,613.89	238,639,677.08	31.69%	
	662,843,179.69	727,481,001.67	-8.89%	

4

	5µm			
	250wh/kg /			





8,

2

4.

2	21,084,318.92	612,417,947.73	2021	99.00%	318,983,110.52	2021 23	11 A 188	2021	2021-
16	997,147,262.99	1,005,383,793.90		51.00%	0.00	2022 30	03 < (> 2022-044	
	178,717,980.62	1,082,678,731.49		60.00%	-71,303,565.84	2021 01	02 < > 2021-018	(
	404,722,283.16	2,243,789,801.18		90.00%	-125,526,779.63	2021 03	08 (2021-128	
	47,782,054.16	322,582,158.14		35.00%	0.00	2022 05	05 2022-077	(

Op >

5

051-158




5

1

1	2	$\frac{3}{2} =$
---	---	-----------------

2016	2016 09 14	78,376.68	74,776.7	211.8	65,747.05	87.92%	0	10,588.68	14.16%	10,392.13	9,029.65
------	---------------	-----------	----------	-------	-----------	--------	---	-----------	--------	-----------	----------


2020



		((1)	(2)	(3) (2)/(1)				
2016 09 30)							
2016 14	L L		28,414.7	28,414.7	0	28,414.7	100.00%	2019 15 08	11,250.06 35,194.11
	1.3								
2016 14			10,684.57	3,617.5	0	3,617.5	100.00%		0
2016 14			4,993.17	1,471.56	0	1,471.56	100.00%		0
2016 14			20,000	20,000	0	20,000	100.00%		0
2016 14			10,684.26	10,684.26	0	10,684.26	100.00%		0
2020									
2020 28	4		58,612.26	58,612.26	0	58,612.26	100.00%	2019 31 12	10,470.89 136,886.21
2020 28			100,000	100,000	0	100,000	100.00%	2020 30 09	-18,896.71 73,047.28
2020									
2020 04			148,250.46	148,250.46	0	149,909.24	10,112.00%	2022 31 07	16,094.93 104,187.26
2020 04			200,000	200,000	0	203,754.33	53		
									31

4,18

	04														
2021	2023 20	06		41,010	41,010	0	41,010	100.00%	2022 31	07	-1,872.93	7,892.78			
	2023 20	06		140,630	140,630	0	140,630	100.00%	2025 31	12	-3,877.54	9,910.19			
	2023 20	06	2	35,160	35,160	0	35,160	100.00%	2023 30	11	4,438.32	6,023.98			
	2023 20	06		281,250	281,250	56,973.93	282,673.94	100.51%	2024 31	12	-13,308.59	-7,414.31			
	2023 20	06		76,170	76,170	6,886.19	47,739.76	62.68%	2025 31	12	-3,759.75	-3,759.75			
	2023 20	06		171,134.61	171,134.61	0	171,134.61	100.00%				0			
			--	1,476,994.03	1,466,405.35	63,860.11	1,444,812.16	--	--	--	-27,606.93	409,799.54	--	--	
	2025 01	04													
			--	1,476,994.03	1,466,405.35	63,860.11	1,444,812.16	--	--	--	-27,606.93	409,799.54	--	--	
						2024 n	12 31						” “ 4		
			“	”	“	”	“	“	”	“	”	“	”	“	”
			”	“	”	“	”	“	”	“	”	“	”	“	”
			”	“	”	“	”	“	”	“	”	“	”	“	”
			”	“	”	“	”	“	”	“	”	“	”	“	”
			”	“	”	“	”	“	”	“	”	“	”	“	”



10%



3

1

2

3

4

8

9
8

B
U -

1 € 780

Cf



2024 04
24

2023
2024

2024 4
24

2024 08
28



http://ir.p5
w.net

2024

2024 8
28

Bernstein JP Morgan Asia
DNB B ei

2024 09
11



14				()		202411 14
2024 11 29	5			Goldman Sachs AllianceBernstein Lp Allianz Global Investors Asia Pacific Ltd Dymon AsiaCapital HK Ltd Fullerton Inv Mgmt (Shanghai) Co Ltd Millennium Mgmt LLC Pinpoint Asset Mgmt Ltd Point72 Asset Mgmt StoneLake Asset Mgmt (Hong Kong) Ltd SunshineAsset Management Co., Ltd		2024 11 29
2024 12 26	€ # 81	81	81			2024 12 26

2024 12 27

1 —

ESG

Q

5

1



2024

40.11%


2024 02
26

2024 02
27

1

Paul XiaomingLee	67			2011 04 20	2026 03 23	127,438,975	1,004,163				128,443,138	
	63			2011 04 20	2026 03 23	67,750,989	668,600		346,500		68,766,089	
	51			2023 08 07	2026 03 23	0					0	
	62			2023 08 07	2026 03 23	0					0	
	58			2021 11 22	2026 03 23	17,000	96,500		30,000		143,500	2024
	61			2017 01 04	2026 03 23	82,000					82,000	
	38			2023 12 29	2026 03 23	0					0	
	48			2023 03 24	2026 03 23	0					0	
	64			2023 03 24	2026 03 23	0					0	
	48			2019 01 03	2026 03 23	10,000	20,800				30,800	
	58			2023 03 24	2026 03 23	11,000	11,400				22,400	
	38			2020 04 08	2026 03 23	0					0	
	38			2021 11 04	2026 03 23	81,100	113,300		48,000		242,400	2022
	47			2020 09 30	2026 03 23	0	176,900		60,000		236,900	2024
	--	--	--	--	--	195,391,064.00	2,091,663.00	0.00	484,500.00		197,967,227.00	--

2



1 Paul Xiaoming Lee 1958 1982

1984 1989 1992 12 University of Massachusetts

1992 1995 Inteplast Corporation 1996 4
2006

2 1962 1993 2

University of Massachusetts 1993 1996 4
World-Pak Corporation 2006

3

1

	<2023	>	2023	<2023
	<2023	>	>	<2023
	>	<2023	>	
<2023		> ESG		
	ESG		<	ESG
>				
2024				2023
		2024		
2023		2023		
		2024		2024
			<	0

2024年12月31日止年度

12/31

			2025			2025
	2024 12 27	2024 12 31		<		2025
			2025	>	<	>

2



Paul Xiaoming Lee	19	19	0	0	0	11
	19	17	2	0	0	11
	19	13	6	0	0	11
	19	13	6	0	0	11
	19	19	0	0	0	11
	19	19	0	0	0	11
	19	2	17	0	0	11
	19	2	17	0		

			20				
			2024 04 19	2024	<2023 > <2023 > <2024		
		5	2024 08 26	>	<2024 > <2024		
			2024 10 15	>	< >		
			2024 10 26	>	<2024 > <2024		
			2024 12 24		2025		
			2024 02 02		<2024 > <2024 >		
		4	2024 04 19		2023 2023		
	Paul Xiaoming Lee		2024 05 06	2024	2024		
			2024 06 11				
ESG		1	2024 04 24	> < >	<2023 ESG ESG		

1

	18
	8,097
	9,526
	14,496
	0

	7,909
	119
	533
	110
	855
	9,526
	34
	247
	1,089
	2,183
	5,973
	9,526

2

“ ↑

3

2024 ~ ± 9,036 j!;Yj 8,905 131 21 21

1

2022

1 2022 1 24

2022

2022

2022 1 24

2022

2022

2022

2022 1 25

www.cninfo.com.cn

2022-012

2022-018

2022

2022 1 26

2022 2 6

OA

2022 2 7

2022

2022-022

2022 2 14

2022

2022

2022

2022

2022 2 15

2022

2022-

026

2022

6

2021 7 23

2022

1 24

2022 2 15

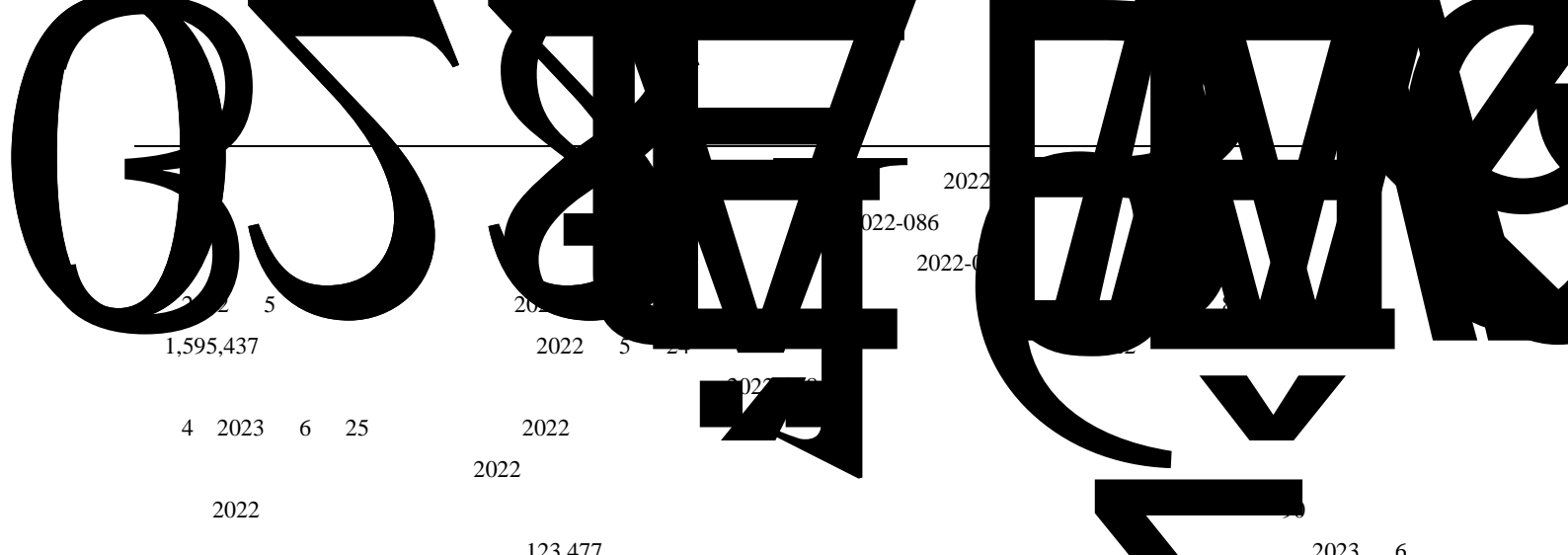
2022

2022-027

2 2022 3 7

2022

2022



2022

2022-086

2022-0

2022 5
1,595,437

2022 5 27

4 2023 6 25

2022

2022

2022

123,477

26

2022

2023-102

2022

s >L€f %ð W

2023-103 ' , ' '

ì "

2023 7 3

123,477

2023 7 4

2022

2023-116

5 2023 6 25

2022

2022

2022

2

2

765

598,537


68

88,630

2022

2022

se ww



Σ



2024

2024 6 18

3 2024 6 21
2024
40,700

2024

2024 9 10

4 2024 12 13

12 14
2024
2025 3 22

2023

40,700

45,600

45,600

2

2022

2024 6 22

2024-143

2024-202

2024

2024-243

2025-037







1



2



1



	0
	0

2

2024 12 31	
	2025 04 23
	2025 4 23
	[2025]100Z2647

ST



021

COD

GB

06)

59

	2.3mg/m3			0.0322	2.5372
	/			0.0515	3.36
	36.9mg/m3	DB/324385-2022		3.7637	5.88
	16.5mg/m3	32/4041-2021 ¹²	DB	2.1052	49.6845
11	7mg/m3	ÄGB			

1

~~000~~000


2024

ESG

000

1

2



1

1

ΕΡΛ•ΕΠΟ Ρ••••• ΙΠΟΒ

2

18

			30			
					2017 06 13	
					2017 06 13	
					2017 06 13	
Paul Xiaoming Lee		2	500		2017 05 02	
Paul Xiaoming Lee					2017 05 02	
Jerry Yang Li		10,416,022 54,655,167	1,795.50 11.53%		2018 10 25	

	Jerry Yang Li		10,416,022 54,655,167	1,795.50 11.53%		2018 10 25	
	Jerry Yang Li		10,416,022 54,655,167	1,795.50 11.53%		2018 10 25	
			1		2		
			10		3		
					4	2016 09 14	
			2	1			
				10			

3

1

2

3

2

3

4

5

1

2

OSS

1

2

3

2012 02
10

4

5

1

2

1

2016 09
14

2

3

4

5

1

2016 09
14

2

3

4

5

6

7

10,416,022

é é , 1,795.50

6,,

Jerry
Yang Li

4

4

1

2

1

2

3

Jerry
Yang Li

4 n5è

λ ʒb ʒ
ʒe. λ

B* , ' : F z 'L€p CEê - - B* ê - B*—] >• #A€ *

B.VUPB.BM0 8B.0CB.9VUP- 110 9 30E * 2>• n - B* V /

72

, >•

,b

				2024		
				23	23 - 2025 7 22	346,500

2

“ ”

2023-139

ZL201810969215.2	5,000	10	2024 25	--	2023 12 18	2023-223
------------------	-------	----	------------	----	------------------	----------

2024-219

ZL201810859589.9



346,500

651,400

1

					--	3,139.83	53.19%	5,500			—	2024 04 25	2024 2024- 075
					--	1,076.52	66.12%	2,000			—		
					--	2.4	1.34%	2.4			—		
					--	0.33	0.18%	0.33			—		
					--	0.24	0.13%	0.24			—		
					--	48,143.36	10.19%	65,903			—		
					--	10,628.14	7.14%	20,500			—		

					--	11.85	0.03%	18			---		
				--	--	63,002.67	--	93,923.97	--	--	--	--	--

2

3

4

5

6

7

1

1


05ᄁ

2

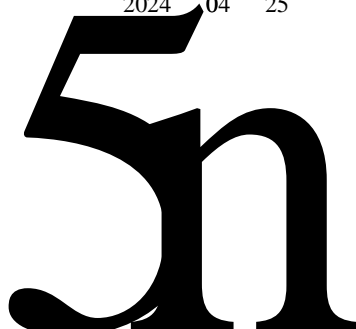
ᄁᄁᄁᄁ

3

2



2024	04	25	20,000	2023	02	21	12,000
2024	04	25	27,000	2022	02	07	17,762.87
2024	04	25	30,000	2023	07	13	29,980
2024	04	25	15,000	2023	05	29	0
2024	04	25	22,000	2023	12	01	20,000
2024	04	25	30,000	2024	01	15	17,845.97
2024	04	25	3,200	2024	03	01	0
2024	04	25	27,096.7	2024	04	12	0
2024	04	25	20,000	2024	04	12	2,640.22
2024	04	25	20,000	2024	04	24	12,917.26
2024	04	25	30,000	2024	04	25	14,000
2024	04	25	35,682	2024	07	30	25,200
2024	04	25	10,000	2024	02	23	9,950
2024	04	25	8,000				



2024	04	25	4,000	2020	11	09	0
2024	04	25	7,800	2021	11	29	0
2024	04	25	5,165	2022	05	05	4,000
2024	04	25	12,900	2023	07	07	5,970.41
2024	04	25	6,000	2023	07	15	5,071.46
2024	04	25	7,000	2024	01	02	0
2024	04	25	8,000	2024	01	12	5,900
2024	04	25	10,000	2024	04	19	2,091.09
2024	04	25	5,000	2024	11	15	0
2024	04	25	6,600	2024	06	11	800
2024	04	25	5,000	2022	02	23	0
2024	04	25	16,200	2022	03	21	9,063.4
2024	04	25	6,000	2023	09	22	1,593.94

A large, bold, black stylized logo consisting of the letters 'L' and 'B' intertwined. The 'L' is on the left, and the 'B' is on the right, with the two letters sharing a common vertical stem.

2024 04 25 90,000 2024 08 09 \$ [REDACTED] 0 |
2024

202

20

20

2024-124

4

2023 10 28 2024 7 26

5,323,975

2024 7 27

043.9

2024-172

5 2024 2 5 2024 7 30

19,999.73

5,905,097

2024 11 5

2024 11 6

2024-227

6

2024

2024

10 30

2024-220

2024-222

2024

7

2024-20

2024 10 30

2024

2024-223

2024

2024-20

2024-20

8

2024 12 14


2024-242


KQ

2024-20

2024-20

2024-20





1

	147,417,868	15.08%				6,749,460	6,749,460	154,167,328	15.87%
1	0	0.00%						0	0.00%
2	0	0.00%						0	0.00%
3	51,833,337	5.30%				5,953,889	5,953,889	57,787,226	5.95%
	0	0.00%						0	0.00%
	51,833,337	5.30%				5,953,889	5,953,889	57,787,226	5.95%
4	95,584,531	9.78%				795,571	795,571	96,380,102	9.92%
	0	0.00%						0	0.00%
	95,584,531	9.78%				795,571	795,571	96,380,102	9.92%
	830,336,693	84.92%				-13,224,865	-13,224,865	817,111,828	84.13%
1	830,336,693	84.92%				-13,224,865	-13,224,865	817,111,828	84.13%
2	0	0.00%						0	0.00%
3	0	0.00%						0	0.00%
4	0	0.00%						0	0.00%
	977,754,561	100.00%				-6,475,405	-6,475,405	971,279,156	100.00%

1

“ 2019 2701 ”

2020 2 11 1,600.00

128095 2020 2 28 “ ” 2020 8 17 “

” 2,791 “ ” 17,632,476

2 2022

2022

2022

100

532,399

2024 9 9

532,399

3 2024

2024

2024 5 22

2024

140

5,034,316

2024

2024

2

40,700

2024 9 9

40,700

4 2024
2024 2 5 2024 7 30 199,997,253.55
5,905,097 2024 11 5 5,905,097
5
18 —
2023 10 28 2024
7 26 2,208,063
1
“ 2019 2701 ”
2020 2 11 1,600.00
128095 2020 2 28 “ ” 2020 8 17
2 2022
2024 6 6 2022
2024 6 24 2024
2024 9 9
3 2024
2024 2 2 2024
2024
2024 2 6 2024 2
16
2024 2 26 2024
2024 5 16 2024
2024
2024 5 22
2024 6 21
2024 2024 7 8 2024
2024 9 9
4 2024
2024 2 2 2024 2 18
2024 3 7 2024
2024 8 27 2024 9 13
2024 2

2 2022

022
573,19

24

4

[2

1-00058

2024 9 9

3 2024

2024 2 5

2024 7 30

2024 11 5

199,997,253.55

5,905,097

‘Ñ’

U.C

2024

2022

2022

p

874,270

520,399

353,871

Paul Xiaoming Lee	13.22%	128,443,138	1,004,163	96,332,352	32,110,786	62,300,000
	12.30%	119,449,535	0	0	119,449,535	80,737,597
SHERRY LEE	7.34%	71,298,709	0	0	71,298,709	0
	7.08%	68,766,089	1,015,100	52,034,039	16,732,050	40,170,000
I	2.78%	27,012,180	12,583,432	0	27,012,180	0
	2.68%	26,035,055	-24,896,531	0	26,035,055	0
	1.65%	16,001,013	2,017,100	0	16,001,013	0
JERRY YANG LI	1.52%	14,735,754	0	0	14,735,754	14,735,754
	1.25%	12,175,707	-1,742,200	0	12,175,707	9,922,907
	1.20%	11,645,173	0	0	11,645,173	3,300,000

10	3	2021	A	85,421,412	2023	6
		20			3,416,856	
		6	2023	12	20	
			Paul Xiaoming Lee	SHERRY LEE		JERRY YANG LI
	/					
10	10					
	10					

				119,449,535.00	119,449,535.00
SHERRY LEE				71,298,709.00	71,298,709.00
Paul Xiaoming Lee				32,110,786.00	32,110,786.00
				27,012,180.00	27,012,180.00
				26,035,055.00	26,035,055.00
				16,732,050.00	16,732,050.00
				16,001,013.00	16,001,013.00
JERRY YANG LI				14,735,754.00	14,735,754.00
				12,175,707.00	12,175,707.00
				11,645,173.00	11,645,173.00
10		Paul Xiaoming Lee	SHERRY LEE	JERRY YANG LI	
10	10				
10					

10 10

10 10

2

Paul Xiaoming Lee		

3


Paul Xiaoming Lee		
Yan Ma		
Sherry Lee		

Yanyang Hui
Jerry Yang Li ㄣ

3

	Paul Xiaoming Lee
	Yan Ma Yanyang Hui Sherry Lee Jerry Yang Li
10	

玉溪合前投资有限公司



4 80%

5 10% 50% 0

	/			
		201	11	10 3,000


6



2029	02	129.69	0.13%
03		259.37	0.27%



S / ■



0

1



2020	9	2017	€	4	“ ”	
	23,120		8.426 /	2020	9 28	
				“ ”		65.09 /
2021	4	2020		888,160,636		10
1.696948			150,716,245.67			
2021	4 30			“ ”		65.09 /
64.92 /		2021	4 30			
2022	5 13	2021		2022	5 13	892,408,633
64.92 /	64.62 /	1,585,437	890,823,196	10	3.030904	
					“ ”	
			2022	5 # 16		
						[2022]1343
		21		85,421,412	A	
		m”				

6 N S

6 N S

	2025 04 22
	[2025]100Z2646

8

2024

2024

2024 12 31

31

1

1,016,365.58

27

44

2024

2

1

2

3

4

5

6

7

1						
			11	3		
2024	12	31		622,859.77	12,654.95	610,204.82
						12.93%

2

1

2

3

4

5

1

			13	7		
2024	12	31	360,103.48		63,800.80	296,302.68

2

1

2

3

4

5

2024

370,653,110.87	760,968,387.25
6,102,048,232.51	6,719,699,762.18
408,092,531.80	408,354,641.63
160,423,760.33	175,605,702.96
28,221,493.60	26,568,094.26
1,347,859.55	
2,963,026,794.82	3,000,558,853.64
215,940,873.29	618,295,576.83
1,001,879,072.11	746,345,684.12
13,824,426,888.86	16,291,927,241.57
0.00	3,209,980.10
78,000,000.00	89,000,000.00
9,051,579.82	7,865,069.42
22,928,507,627.21	19,380,327,177.42
5,863,245,023.13	6,207,408,467.99
1,752,245.09	2,387,711.07
1,130,776,649.65	1,119,341,214.09
519,105,553.36	520,230,673

	14,596,889,137.16	15,070,954,107.76
	337,939,102.37	607,261,671.95
	-97,799,317.85	89,911,398.03
	421,806,734.33	399,014,802.99
	8,866,770,927.54	10,945,879,862.09
	24,471,229,555.06	26,926,495,494.24
	1,733,768,928.73	1,755,739,643.48
	26,204,998,483.79	28,682,235,137.72
	47,199,637,500.22	47,200,916,635.69

Paul Xiaoming Lee

2

	82,426,833.46	1,382,521,361.78
		300,000.00
		14,842,141.47
	200,000.00	315,497.60
	13,698,147,397.56	14,132,822,217.29
	786,539,232.73	2,011,040,000.00
	3,428,717.82	3,831,510.64
	252,775,000.00	
	14,036,977,948.84	15,534,632,728.78
	4,971,553,501.90	4,959,728,962.52
	72,000,000.00	89,000,000.00
	15,676,027.90	18,234,472.92
	38,178,294.59	1,595,104.80

	35,933,713.42	37,069,860.82
	9,542,089.43	5,349,914.01
		15,000.00
	5,142,883,627.24	5,110,993,315.07
	19,179,861,576.08	20,645,626,043.85
	103,633,690.22	59,543,098.59
	11,036,560.48	20,301,025.31
	113,900.14	84,981.79
	14,543,612.91	35,169,433.18
	530,573,265.87	519,178,786.86
	7,403,847.66	6,070,366.96
		300,000.00
	667,304,877.28	640,647,692.69
	440,251,699.82	435,900,486.76
	440,251,699.82	435,900,486.76
	1,107,556,577.10	1,076,548,179.45

	971,279,156.00	977,754,217.00
	50,222,020.25	50,242,778.32
	16,650,858,056.65	17,125,627,483.84
	337,939,102.37	607,261,671.95
	-28,500,000.00	-15,750,000.00
	394,054,223.34	371,262,292.00
	372,330,645.11	1,667,202,765.19
	18,072,304,998.98	19,569,077,864.40
	19,179,861,576.08	20,645,626,043.85

3

	2024	2023
	10,163,655,793.70	12,042,229,789.30
	10,163,655,793.70	12,042,229,789.30
	10,857,553,669.18	9,048,863,438.70
	9,038,746,050.98	7,535,223,456.34
	96,272,479.22	74,765,080.44
	145,263,407.26	89,338,734.45
	600,164,938.14	383,415,488.72
	662,843,179.69	727,481,001.67
	314,263,613.89	238,639,677.08
	353,090,934.03	376,997,402.81
	61,700,514.83	84,200,436.11
	306,039,826.91	209,120,211.75
“ ”	1,412,808.29	16,784,148.14
	1,347,859.55	1,351,086.12
	-13,173,229.23	-21,537,307.12
“ ”		
“ ”		
“ ”		
“ ”	7,366,782.82	-3,872,510.61
“ ”	-462,221,619.95	-186,376,180.23

	“ ”	2,755,562.94	204,866.12
	“ ”	-838,544,514.47	3,029,226,885.77
		5,473,245.96	2,516,231.14
		11,730,389.99	5,400,590.27
	“ ”	-844,801,658.50	3,026,342,526.64
		-184,904,499.33	376,128,124.08
	“ ”	-659,897,159.17	2,650,214,402.56
1.	“ ”	-659,897,159.17	2,650,214,402.56
2.	“ ”		
1.		-556,317,501.09	2,526,688,570.92
2.		-103,579,658.08	123,525,831.64
		-178,927,768.79	87,088,686.32
		-187,710,715.88	82,137,147.11

	653,663.13	611,188.63
“ ”	47,775,000.00	1,850,000,000.00
“ ”		
“ ”		
“ ”		
“ ”	90,215.80	-160,407.34
“ ”	0.00	-135,155.16
“ ”	-98,230.98	596.59
“ ”	288,443,070.28	2,148,985,347.64
	950,479.05	22,748.59
	76,623.88	105,542.48
“ ”	289,316,925.45	2,148,902,553.75
	61,397,612.07	75,202,959.73
“ ”	227,919,313.38	2,073,699,594.02
“ ”	227,919,313.38	2,073,699,594.02
“ ”	0.00	0.00
	-12,750,000.00	-16,500,000.00
	-12,750,000.00	-16,500,000.00
1.		
2.		
3.	-12,750,000.00	-16,500,000.00
4.		
5.		
1.		
2.		
3.		
4.		
5.		
6.		
7.		
	215,169,313.38	2,057,199,594.02


5

	2024	2023
	8,385,508,715.46	10,446,360,770.22

	325,570,298.59	721,095,698.04
	533,881,000.81	458,750,500.52
	9,244,960,014.86	11,626,206,968.78
	5,239,581,120.39	6,188,542,330.43
	1,458,936,664.56	1,163,303,301.00
	730,297,460.12	1,069,293,242.57
	657,895,714.69	537,614,835.46
	8,086,710,959.76	8,958,753,709.46
	1,158,249,055.10	2,667,453,259.32
	1,271,927,500.00	132,832,319.38
	69,705,379.85	14,079,456.62
	37,456,266.24	27,764,903.85
	1,379,089,146.09	174,676,679.85
	2,858,791,026.20	7,823,808,926.29
	1,107,449,569.44	300,000,000.00
	45,163,817.42	40,991,765.29
	4,011,404,413.06	8,164,800,691.58
	-2,632,315,266.97	-7,990,124,011.73
	200,628,666.09	8,036,235,783.60
	91,912,750.86	582,691,751.93
	13,731,686,695.68	12,859,214,236.98
	160,000,000.00	0.00
	14,092,315,361.77	20,895,450,020.58
	10,856,843,142.85	13,704,612,776.52
	1,911,093,566.49	719,029,212.87
	910,705,730.64	1,334,884,808.55
	13,678,642,439.98	15,758,526,797.94
	413,672,921.79	5,136,923,222.64
	4,819,771.37	2,725,405.61
	-1,055,573,518.71	-183,022,124.16
	2,789,034,001.85	2,972,056,126.01
	1,733,460,483.14	2,789,034,001.85



20,018,9




2024

	5,905,097.00											00	205,205,154.01	205,205,154.01	
	0.00	0.00	0.00	0.00	0.00	0.00	0.00	0.00	22,791,931.34	0.00	1,522,791,433.46	0.00	1,499,999,502.12	0.00	1,499,999,502.12
1	0.00	0.00	0.00	0.00	0.00	0.00	0.00	0.00	22,791,931.34	0.00	22,791,931.34	0.00	0.00	0.00	0.00
2															
3	0.00	0.00	0.00	0.00	0.00	0.00	0.00	0.00	0.00	0.00	1,499,999				

2023

892,411, 690.00	0.00	0.00	50,317,0 83.84	7,685,332,598.8 0	101,98 6
--------------------	------	------	-------------------	----------------------	----------



81004.00

										2024						
	0.00	0.00	0.00	0.00	0.00	0.00	0.00	0.00	0.00	207,369,959.40	0.00	-	0.00	-	-	-
												581,284,460.71	373,914,501.31	85,339,214.45	459,253,715.76	
1	0.00	0.00	0.00	0.00	0.00	0.00	0.00	0.00	0.00	207,369,959.40	0.00	-	0.00	0.00		
												207,369,959.40				

	0.00	0.00	0.00	0.00	0.00	0.00	0.00	0.00	22,791,931.34	- 1,522,791,433.46	0.00	- 1,499,999,502.12
1	0.00	0.00	0.00	0.00	0.00	0.00	0.00	0.00	22,791,931.34	-22,791,931.34	0.00	0.00
2	0.00	0.00	0.00	0.00	0.00	0.00	0.00	0.00	0.00	- 1,499,999,502.12	0.00	- 1,499,999,502.12
3	0.00	0.00	0.00	0.00	0.00	0.00	0.00	0.00	0.00	0.00	0.00	0.00
1												
2												
3												
4												
5												
6												
1												
2												
	971,279,156.00	0.00	0.00	50,222,020.25	16,650,858,056.65	337,939,102.37	- 28,500,000.00	0.00	394,054,223.34	372,330,645.11	0.00	18,072,304,998.98

	2023											
	892,411,690.00	0.00	0.00	50,317,083.84	9,738,751,318.24	101,753,346.66	750,000.00	0.00	163,892,332.60	174,787,631.88	0.00	10,919,156,709.90
	892,411,690.00	0.00	0.00	50,317,083.84	9,738,751,318.24	101,753,346.66	750,000.00	0.00	163,892,332.60	174,787,631.88	0.00	10,919,156,709.90
“ ”	85,342,527.00	0.00	0.00	-74,305.52	7,386,876,165.60	505,508,325.29	-16,500,000.00	0.00	207,369,959.40	1,492,415,133.31	0.00	8,649,921,154.50
	0.00	0.00	0.00	0.00	0.00	0.00	-16,500,000.00	0.00	0.00	2,073,699,594.02	0.00	2,057,199,594.02
	85,342,527.00	0.00	0.00	-74,305.52	7,386,876,165.60	505,508,325.29	0.00	0.00	0.00	0.00	0.00	6,966,636,061.79
1	85,421,412.00	0.00	0.00	0.00	7,368,124,689.02	0.00	0.00	0.00	0.00	0.00	0.00	7,453,546,101.02
2	10,089.00	0.00	0.00	-74,305.52	732,247.16	0.00	0.00	0.00	0.00	0.00	0.00	668,030.64
3	-88,974.00	0.00	0.00	0.00	18,019,229.42	505,508,325.29	0.00	0.00	0.00	0.00	0.00	-487,578,069.87
4	0.00	0.00	0.00	0.00	0.00	0.00	0.00	0.00	0.00	0.00	0.00	0.00
	0.00	0.00	0.00	0.00	0.00	0.00	0.00	0.00	207,369,959.40	-581,284,460.71	0.00	-373,914,501.31
1	0.00	0.00	0.00	0.00	0.00	0.00	0.00	0.00	207,369,959.40	-207,369,959.40	0.00	0.00
2	0.00	0.00	0.00	0.00	0.00	0.00	0.00	0.00	0.00	-373,914,501.31	0.00	-373,914,501.31

2024

3	0.00	0.00	0.00	0.00	0.00	0.00	0.00	0.00	0.00	0.00	0.00	0.00	0.00	0.00	0.00
1															
2															
3															
4 00															

1

15 —

2023

2

12

1

2

1 1 12 31

3

4

()

5

	100
	100
	100
	500
	500
	500

6

1

-7

2

a

b

c

B.

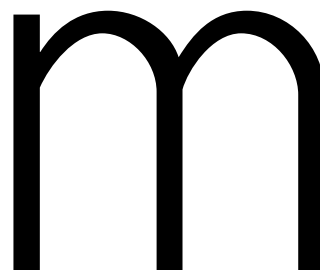
a

b

c

A.

B.



B.

A.

B.

“ ”

“ ”

“ ”

“ ”

“ ”

- a
- b
- c
- d

8

1

2

9

10

1

2

3

“ ”

“ ”

11

1

2

12

12

12

12

12

A. /

1
2

1
2

1
2

12

1

B.

12

A.

B.

22 -

A.

B. p


22 -

p

“ ” “ ” “ ” “ ” “ ”

15

1



11

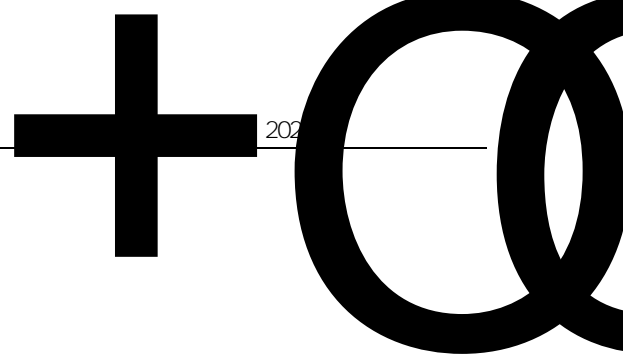
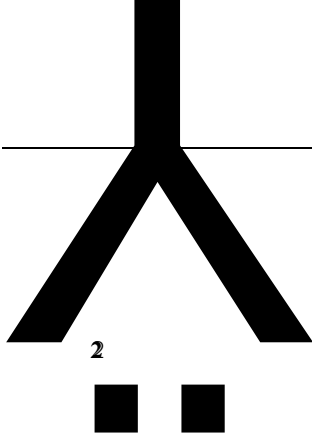
/ 03

10 n

17

1

2



20

1

2

	10	
	50	
	10	
	10	

8

- A.
- B.
- C.

- D.
- E.

21

13 —

2

1 BOPP

2 BOPP

3

29 /

1

- A.
- B.

- A.
- B.

2

- A.
- B.

- A.
- B.

3

A.

B.

12

2

3

12

-24

4

) (

5

A.

B.

A.

B.

6

27

①

11

②

11

31

1

2

32

1

-11

-11

2

-11

33

34

1

17

2023 10 25
2024 1 1

2024 1 1

17

17

[2023]21

17

17

2024 3

2024

2024 12 6

18

2

3 2024

35

1



1



	25%
	25%
	25%
	25%
	16.5%
SEMCORP Global Holdings Kft.	9%
SEMCORP Hungary Kft.	9%
SEMCORP Properties Kft.	9%
SEMCORP America Inc.	20%
SEMCORP Manufacturing USA LLC	20%

2

2012 12

15%

(2018)

2016 32

15%

1.	221,135,947.50	59.19%	0.00	0.00%	221,135,947.50	521,271,854.08	67.70%	0.00	0.00%	521,271,854.08
2.	152,446,000.00	40.81%	2,928,836.63	1.92%	149,517,163.37	248,750,000.00	32.30%	9,053,466.83	3.64%	239,696,533.17
	373,581,947.50	100.00%	2,928,836.63	0.78%	370,653,110.87	770,021,854.08	100.00%	9,053,466.83	1.18%	760,968,387.25

2,928,836.63

	152,446,000.00	2,928,836.63	1.92%
	152,446,000.00	2,928,836.63	

3

	9,053,466.83	-6,124,630.20		2,928,836.63
	9,053,466.83	-6,124,630.20		2,928,836.63

4

		208,570,048.67
		208,570,048.67

3

1

--	--	--

1	1	5,116,313,235.17	6,126,420,159.69
1	2	898,186,547.87	590,091,823.97
2	3	101,598,939.51	23,644,434.60
3		112,499,022.11	125,125,171.09
3	4	10,249,434.69	6,235,113.36
4	5	5,706,159.68	14,217,259.73
5		96,543,427.74	104,672,798.00
		6,228,597,744.66	6,865,281,589.35

2

97,797,292.18	1.57%	97,797,292.18	100.00%	0.00	102,694,913.11	1.50%	102,694,913.11	100.00%	0.00
---------------	-------	---------------	---------	------	----------------	-------	----------------	---------	------

၁၂၂၁၂၅

13n.088



1

1

	1,347,859.55	
	1,347,859.55	

2

1

	1,799,150.09	
	12,608,454.57	14,092,694.79
	1,913,150.52	2,523,618.93
	5,628,114.10	5,158,505.75
	6,532,918.46	6,544,924.41
	28,481,787.74	28,319,743.88

2

1	1	13,413,350.75	17,914,957.69
1	2	5,551,295.87	8,862,725.63
2	3	8,319,139.32	217,095.12
3	4	,	

	28,370,8 46.84	99.61%	1,497,21 2.79	5.28%	26,873,6 34.05	28,051,2 68.44	99.05%	1,483,17 4.18	5.29%	26,568,0 94.26
1.	28,370,8 46.84	100.00%	1,497,21 2.79	5.28%	26,873,6 34.05	28,051,2 68.44	100.00%	1,483,17 4.18	5.29%	26,568,0 94.26
	28,481,7 87.74	100.00%	1,608,15 3.69	5.65%	26,873,6 34.05	28,319,7 43.88	100.00%	1,751,64 9.62	6.19%	26,568,0 94.26

	268,475.44	268,475.44	110,940.90	110,940.90	100.00%				
	268,475.44	268,475.44	110,940.90	110,940.90					

1

546,202,730.19	27,199,840.67	519,002,889.52	540,759,974.02	3,482,756.26	537,277,217.76
5,199,678.09	0.00	5,199,678.09	5,554,243.47	0.00	5,554,243.47
2,513,508,258.64	598,721,761.77	1,914,786,496.87	2,366,399,195.15	223,726,592.32	2,142,672,602.83
179,451,015.62	0.00	179,451,015.62	141,408,010.67	0.00	141,408,010.67
257,753,391.64	2,496,390.10	255,257,001.54	125,095,000.14	101,045.05	124,993,955.09
1,758,679.73	0.00	1,758,679.73	1,756,624.05	0.00	1,756,624.05
52,932,171.59	9,589,965.09	43,342,206.50	51,065,707.25	4,169,507.48	46,896,199.77
44,228,826.95	0.00	44,228,826.95	0.00	0.00	0.00
3,601,034,752.45	-8				

8

	200,000,000.00	571,927,500.00
	15,940,873.29	46,368,076.83
	215,940,873.29	618,295,576.83

1

2

9

	6,594,972.18	6,819,992.30
	692,330,332.81	487,696,936.11
	302,953,767.12	251,828,755.71
	1,001,879,072.11	746,345,684.12

10

	72,000,000.00	89,000,000.00			-		-		
					17,000,000.00		38,000,000.00		
	6,000,000.00		6,000,000.00						
	78,000,000.00	89,000,000.00			-		-		
					17,000,000.00		38,000,000.00		

1

2024 12 31

720,000,000.00

10%

72,000,000.00

2

8%

11

2024											
2024											
2024											
	3,209,980.10			1,858,893.98	1,347,859.55			-2,698,945.67			0.00
	3,209,980.10			1,858,893.98	1,347,859.55			-2,698,945.67			0.00
	3,209,980.10			1,858,893.98	1,347,859.55			-2,698,945.67			0.00

12

1

1.		11,871,802.82		11,871,802.82
2.		1,727,218.59		1,727,218.59
1		1,727,218.59		1,727,218.59
2	\			
3				
3.				
1				
2				
4.		13,599,021.41		13,599,021.41
1.		4,006,733.40		4,006,733.40
2.		540,708.19		540,708.19
1		540,708.19		540,708.19
3.				
1				
2				
4.		4,547,441.59		4,547,441.59
1.				
2.				

11.21%

	3,601,605	4,064,000,000.00					
--	-----------	------------------	--	--	--	--	--

	3,532,510,451.88	3,630,000,000.00	0.00	11	16.8%	17.2%	16.1% 16.6%
	3,532,510,451.88	3,630,000,000.00	0.00				

1

13

11.51%

					WACC
	2025-2037 2025-2029	1		0.8	11.51%

1

5

(2025) 0238

13

11.51%

					WACC
	2025-2036 2025-2029	1			/.6%

1

(2025) 00

55,40.0

14



4

5



2

2024
275,229.24

1,618,716.33

1,343,487.09

16

1

1.	1,159,048,231.25	35,641,267.04	23,338,200.00	49,886,075.07	1,267,913,773.36
2.	436,113.21	32,110,593.23		17,603,819.00	50,150,525.44
1	436,113.21	18,331,629.12		17,581,951.79	36,349,694.12
2					
3					
4		13,700,000.00			13,700,000.00
5		78,964.11		21,867.21	100,831.32
3.				1,197,667.94	1,197,667.94
1				1,197,667.94	1,197,667.94
4.	1,159,484,344.46	67,751,860.27	23,338,200.00	66,292,226.13	1,316,866,630.86
1.	101,067,947.46	11,095,063.28	21,184,472.90	14,021,577.18	147,369,060.82
2.	23,311,848.36	7,773,909.29	419,280.21	6,012,384.08	37,517,421.94
1	23,311,848.36	7,765,344.08	419,280.21	6,001,714.60	37,498,187.25
2		8,565.21		10,669.48	19,234.69
3.					
1					
4.	124,379,795.82	18,868,972.57	21,603,753.11	20,033,961.26	184,886,482.76
1.			1,203,498.45		1,203,498.45
2.					
1					
3.					
1					
4.			1,203,498.45		1,203,498.45
1.	1,035,104,548.64	48,882,887.70	530,948.44	46,258,264.87	1,130,776,649.65
2.	1,057,980,283.79	24,546,203.76	950,228.65	35,864,497.89	1,119,341,214.09

0.00%

2.

3

17

1

	34,483,188.64			34,483,188.64
	15,589,757.32			15,589,757.32
	470,157,733.69			470,157,733.69
	520,230,679.65			520,230,679.65

06
f

0



20

12.06%

					WACC
	2025-2029	1			12.06%

1

5

(2025) 0243

62,100.00

1,125,126.29

5

12.39%

					WACC
	2025-2029	1			12.39%

1

5

(2025) 0201

117,600.00

18

	327,988.80	1,846,517.46	691,494.66	252,000.00	1,231,011.60
	120,220.20		85,251.69		34,968.51
	26,272.50		:17		

	1,063,839,230.22	162,284,314.81	678,621,646.31	102,285,613.92
	422,444,452.67	72,300,918.97	322,965,743.09	64,272,680.66
	3,296,761,130.39	515,190,751.08	569,317,545.40	100,878,883.39
	1,410,310,952.03	221,155,547.01	980,671,337.01	152,

2026	571,908.69	155,294.79	
2027	13,040,659.48	12,225,377.12	
2028	11,255,602.35	25,880,561.06	
2029	14,165,911.37		
	69,062,853.38		
	108,096,935.27	38,261,232.97	

20

	720,594,841.55		720,594,841.55	1,829,576,771.04	1,829,576,771.04
1	1,350,000.00		1,350,000.00	1,350,000.00	1,350,000.00
2	44,219,610.90		44,219,610.90	32,425,949.76	32,425,949.76
	1,139,646,320.70		1,139,646,320.70	1,121,966,430.21	1,121,966,430.21
	521,125,355.20		521,125,355.20	778,802,174.00	778,802,174.00
	-215,940,873.29		-215,940,873.29	-618,295,576.83	-618,295,576.83
	2,210,995,255.06		2,210,995,255.06	3,145,825,748.18	3,145,825,748.18

1

1300

2

21

	838,743,09 7.78	838,743,09 7.78			1,045,522,0 70.90	1,045,522,0 70.90	
					248,473,89 0.50	248,473,89 0.50	
	1,305,145,9 41.74	1,155,206,2 00.49			581,698,49 8.88	518,129,10 4.90	
	140,710,83 4.33	130,345,64 2.47			309,173,10 7.74	288,826,66 9.43	
	244,204,24 8.10	244,204,24 8.10			92,118,326. 54	92,118,326. 54	
	50,178,767. 12	50,178,767. 12			251,828,75 5.71	251,828,75 5.71	
					53,500,694. 44	53,500,694. 44	
					268,759,01 5.31	268,759,01 5.31	

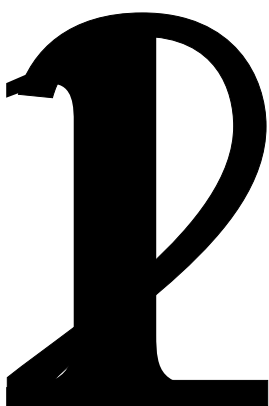
	2,578,982,8 89.07	2,418,677,9 55.96			2,851,074,3 60.02	2,767,158,5 27.73		
--	----------------------	----------------------	--	--	----------------------	----------------------	--	--

100%

22

1

	49,875,000.00	644,093,855.11
	7,873,958,503.74	6,604,597,126.61
	192,500,000.00	37,852,112.49
	20,564,458.76	4,151,812.06
	8,136,897,962.50	7,290,694,906.27



	852,710.59	
	798,417.80	
	3,518.05	
	58,975,041	

25

	9,778,239.09	95,117,453.54
	202,844,830.33	149,580,848.79
	212,623,069.42	244,698,302.33

1

	9,778,239.09	95,117,453.54
	9,778,239.09	95,117,453.54

2

1

	135,645,573.37	57,284,985.20
	42,736,010.00	42,736,010.00
	15,651,753.56	26,896,046.27
	2,431,817.90	1,916,544.15
		14,000,000.00
	2,046,262.01	1,105,898.00
	4,333,413.49	5,641,365.17
	202,844,830.33	149,580,848.79

2

1

	22,380,000.00	
DENCO LIMITED	20,356,010.00	
	42,736,010.00	

26

2

	45,640,854.47	29,791,971.25
--	---------------	---------------

27

1



9,776,242.18	13,107,647.84
3,050,650.02	2,402,253.38
926,425.35	997,712.64

1,241,029,140.62

-21

-4- 3

32

1



2023	6	20		
			66.64 /	
2023	7	20		
		2022		66.64 /
2023	8	21		2022
			66.46 /	
2023	9	21		2023
			66.26 /	
2024	6	3		2023
			64.73 /	
2024	6	6		
				64.73 /
2024	11	6		
			64.92 /	

33

	1,028,571.48	1,605,328.20
	18,966.29	46,668.72
	1,009,605.19	1,375,995.60
		182,663.88

34

	172,792,328.77	
	172,792,328.77	

1

	172,792,328.77	

35

	962,614,159.29	542,975,123.23	138,422,960.79	1,367,166,321.73
	659,380.50		344,024.63	315,355.87

2

		50,242,778.32				20,758.07	50,222,020.25
		50,242,778.32				20,758.07	50,222,020.25

3

2024 “ ” 187,200.00 1,872.00 , 2,791.00
20,758.07

39

	14,963,863,058.16	202,223.94	455,551,281.93	14,508,514,000.17
	107,091,049.60	31,983,522.94	50,699,435.55	88,375,136.99
	15,070,954,107.76	32,185,746.88	506,250,717.48	14,596,889,137.16

1 202,223.94
2020 8 17 202,223.94

2 455,551,281.93

1 1,377,915.21

2 33,724,585.30

3 226,110,698.92

4 194,092,156.55

5 245,925.95

3 15,747,813.37

1 15,377,103.56

2 370,709.80

4 34,463,725.98 34,463,725.98

40

		199,997,253.55	199,997,253.55	
	549,976,686.75		349,904,529.36	200,072,157.39
	57,284,985.20	123,793,830.44	43,211,870.66	137,866,944.98
	607,261,671.95	323,791,083.99	593,113,653.57	337,939,102.37

44



45

	12,061,643.77	11,959,666.52
	10,823,595.22	9,228,982.47
	44,807,551.79	32,927,258.96
	14,868,310.83	11,181,669.21
	10,451.71	38,704.59
	13,134,014.58	8,354,706.02
	566,911.32	1,074,092.67
	96,272,479.22	74,765,080.44

46

	280,348,818.55	206,470,581.73
	-13,025,775.09	12,760,449.61
	88,583,836.72	54,578,336.94
	138,290,456.03	27,679,857.67
	5,630,388.12	5,663,215.76
	10,720,736.92	9,921,970.42
	8,597,919.45	6,423,228.89
	4,950,886.73	7,546,211.37
	18,650,827.87	14,810,244.45
	57,416,842.84	37,561,391.88
	600,164,938.14	383,415,488.72

47

	31,752,574.37	28,291,192.38
	75,057,202.88	32,042,254.73
	10,969,864.76	10,385,360.44
	7,380,162.90	5,312,208.11
	4,788,870.86	4,564,811.36
	1,618,519.39	590,797.55
	13,696,212.10	8,152,109.88
	145,263,407.26	89,338,734.45

48

	212,097,316.60	345,485,094.08
	271,854,330.56	214,976,253.76
	56,020,419.29	41,886,506.67

	80,684,132.22	63,170,087.39
	42,186,981.02	61,963,059.77
	662,843,179.69	727,481,001.67

49

	353,090,934.03	376,997,402.81
	-61,700,514.83	-84,200,436.11
	15,310,920.82	-62,517,076.68
	7,562,273.87	8,359,787.06
	314,263,613.89	238,639,677.08

3.05%-4.47%

2.40%-3.33%

50

	221,599,426.46	170,294,191.72
	461,445.22	589,416.97
	83,034,083.97	36,168,201.97
	944,871.26	2,068,401.09
	0 , m	306,039,826.91
		209,120,211.75



53

	-456,866,962.99	-186,376,180.23
	-4,229,530.67	
	-1,125,126.29	
	-462,221,619.95	-186,376,180.23

54

	2,755,562.94	204,866.12
	2,755,562.94	204,866.12
	2,755,562.94	204,866.12

55

	52,000.00	26,000.00	52,000.00
	719,483.46	354,106.48	719,483.46
	1,492,605.45	1,019,939.10	1,492,605.45
	3,209,157.05	1,116,185.56	3,209,157.05
	5,473,245.96	2,516,231.14	5,473,245.96

56

	843,660.42	645,413.15	843,660.42
	3,332,501.62	2,840,110.13	3,332,501.62
	7,554,227.95	1,915,066.99	7,554,227.95
	11,730,389.99	5,400,590.27	11,730,389.99

57


1

	296,309,291.77	416,385,943.32
	-481,213,791.10	-40,257,819.24
	-184,904,499.33	-24, 50

1815

2024

181



	657,895,714.69	537,614,835.46
--	----------------	----------------

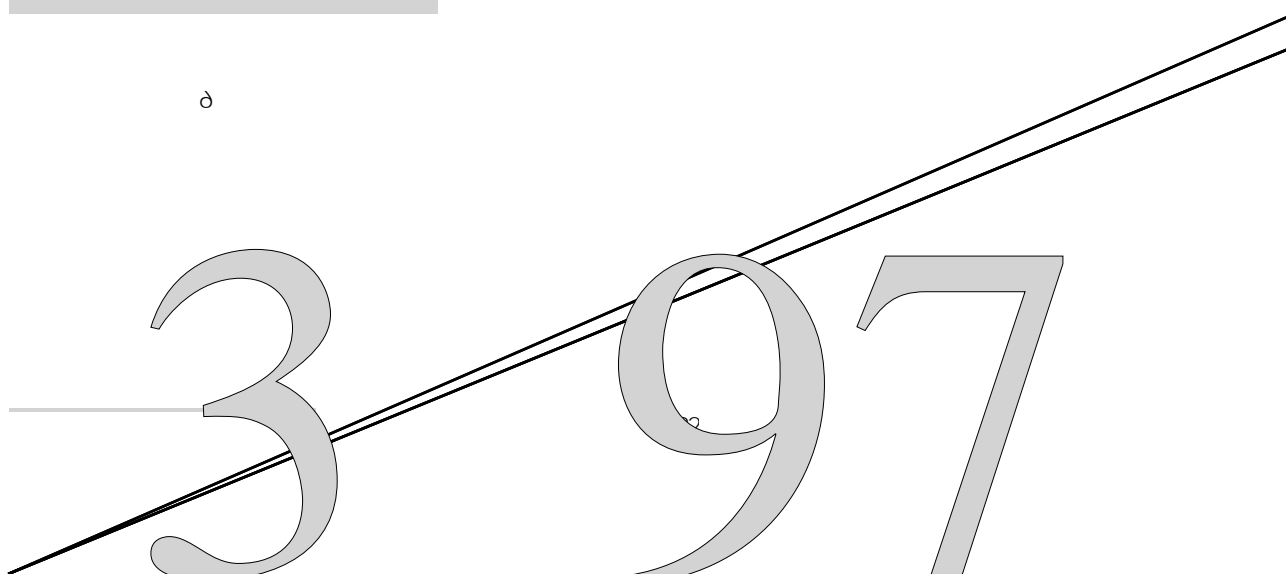
2

	24,857,122.38	40,991,765.29
	20,306,695.04	
	45,163,817.42	40,991,765.29

3



ð



	462,221,619.95	186,376,180.23
	-7,366,7	

	840,680,536.39	1,046,496,536.85	
--	----------------	------------------	--

61

1

	26,811,537.21	7.1884	192,732,054.67
	1,165,904.59	7.5257	8,774,248.16
	11.50	0.9261	10.65
	1,526,252,307.94	0.0462	70,537,404.87
	13,255,193,685.67	0.0185	245,221,083.18
	89,54	0	

212,097,316.60
271,854,330.56

345,485,094.08
214,976,253.76

100,000,000.00	100.00%
389,210,834.00	95.22%
1,600,000,000.00	100.00%
1,600,000,000.00	100.00%
1,200,000,000.00	100.00%
8,000,000.00	82.00%

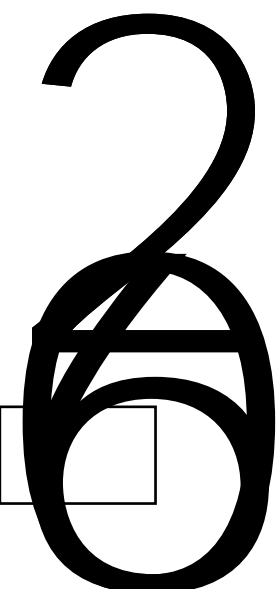
	5,000,000.00					100.00%	
--	--------------	--	--	--	--	---------	--

2

	4.78%	-42,030,251.27		493,353,286.72

3

35,907,266.17	1,257,893.40	34,649,372.77
24,230,769.27	2,307,692.31	21,923,076.96
21,449,600.32	1,340,599.92	20,109,000.40
19,422,601.48	1,744,839.48	17,677,762.00
17,928,500.00	601,627.50	17,326,872.50
16,563,344.43	1,545,796.08	15,017,548.35
15,790,044.40	1,420,703.10	14,369,341.30
14,611,043.50	299,713.68	14,311,329.82
15,014,840.07	1,178,719.92	13,83/



የገቢዎች ለውጥ

183.3



	3,088,060.14		266,000.24	90
	2,978,260.87		260,000.00	2,718,260.87
	2,775,640.51		307,692.48	2,467,948.03
		2,399,600.00	42,624.11	2,356,975.89
		2,000,000.00	13,775.94	1,986,224.06
2021	2,096,632.51		142,728.72	1,953,903.79
	1,968,307.84		196,830.72	1,771,477.12
	1,909,850.64		164,374.77	1,745,475.87
	1,841,667.21		339,999.96	1,501,667.25
	1,625,684.87		136,981.56	1,488,703.31
	2,875,000.00		1,500,000.00	1,375,000.00
	986,547.10		53,811.60	932,735.50
	968,255.43		76,923.08	891,332.35
VOCs	536,250.00	448,000.00	111,185.64	873,064.36
	700,000.00			700,000.00
	692,308.28		76,922.88	615,385.40
	857,142.88		242,470.32	614,671.6

1

2024 12 31

	2024 12 31	
	1	1-5
	8,136,897,962.50	
	514,689,404.62	
	2,009,858,521.55	
	212,623,069.42	
		172,792,328.77
	1,663,741,019.86	5,070,029,111.30
	7,403,847.66	440,251,699.82
	1,009,605.19	
	12,546,223,430.80	5,683,073,139.89

	2023 12 31	
	1	1-5
	7,290,694,906.27	
	802,933,704.02	
	1,608,309,616.46	
	244,698,302.33	
	1,088,108,156.55	4,685,315,817.70
	6,070,366.96	435,900,486.76
	1,375,995.60	182,663.88
	11,042,191,048.19	5,121,398,968.34

C

1

2024 12 31

2024 12 31										
26,811,537.21	192,732,054.67	1,526,252,307.94	70,537,404.87	1,165,904.59	8,774,248.16	11.5	10.65	13,255,193,685.67	245,221,083.18	

89,524,437.92 643,537,469.81 1,342,595,587.76 62,027,916.16 849,-8

	--	--	--	--
--	----	----	----	----

2

3

4

5

	2023 12 31				2024 12 31				
	408,354,641.63				408,092,531.80			408,354,641.63	408,092,531.80
	89,000,000.00			17,000,000.00	6,000,000.00				78,000,000.00
	497,354,641.63			17,000,000.00	414,092,531.80			408,354,641.63	486,092,531.80

6

7

8

1

	2024 12 31		
42.0882%		PAULXIAOMINGLEE	13.2241%
7.08%	SHERRYLEE	7.3407%	JERRYANGLI
			1.5171%

053

2024

		104,867.27	1,114,800.87
--	--	------------	--------------

2

		2,285.72	2,285.72
		3,027.52	3,077.77
		22,018.34	22,018.34

3



	200,000,000.00	2023	02	21	2028	02	21
	270,000,000.00	2022	02	07	2025	02	06
	300,000,000.00	2023	07	13	2025	07	14
è	150,000,000.00	2023	05	29	2026	05	29
è	220,000,000.00	2023	12	01	2027	12	31

0

€

■

023 (

196

40,000,000.00

	392,249,000.00	2020 11 30	2028 05 30	

4

	7,417,913.45	8,565,304.72

5

6

1

			1,294,218.60	11,840.48
		4,266,962.20	155,840,000.00	
		6,331,858.41	43,734,000.00	
		94,546,169.67		
		1,347,859.55		

2

		17,700.00	
		2,136,686.00	31,914,852.79
			10,751,701.00
		2,401,471.87	7,565,425.22
		27,429,230.36	26,867,834.58

1

	915,200.00	19,832,168.00					211,497.00	5,369,082.60
	4,264,113.00	87,681,938.67					1,103,394.00	26,839,026.37
	700.00	17,213.00					110,915.00	3,513,167.70
	1,289,303.00	24,593,760.77					801,227.00	15,550,616.63
	6,469,316.00	132,125,080.44					2,227,033.00	51,271,893.30

	265.36 /	2	
	265.36 /	2	
	265.36 /	2	
	265.36 /	2	

2

	1
	2
	88,375,136.99
	-20,482,699.00

3

	1,618,519.39
	-13,025,775.09
	-4,544,946.64
	-4,530,496.66
	-20,482,699.00

1

1									
	2024	12	31						
				144,585.68				-	21
2									
	2024	12	31						100%
	56,587.50			-	21	22	31		

2**1**

2024 12 31

2**1**

2025 4 22

1**1**

BOPP					
	861,687.90	58,371.33	103,024.29	-6,717.94	1,016,365.58
	861,687.90	58,371.33	96,306.35		1,016,365.58
			6,717.94	-6,717.94	
			4,123.52	-4,123.52	
	778,689.51	50,618.32	80,337.19	-5,770.41	903,874.61
	773,721.25	49,570.68	80,096.54	-5,770.41	897,618.06
	188,301.01	4,813.92	-11,781.61	547.44	181,880.76
/()	-122,488.58	3,699.65	39,389.94	-5,081.18	-84,480.17
	4,340,733.19	101,807.91	2,137,423.25	-1,923,250.17	4,656,714.18
	3,269,916.19	45,361.11	182,408.02		

P47 1

	5,390.00			5,390.00		
	816.42	-279.05		537.37		
	6,206.42	-279.05		5,927.37		

4

	5,927.37

501

4

	258,294.47	-89,936.75			168,357.72
	258,294.47	-89,936.75			168,357.72

5

		5,475,905,150.23	1	1-2	42.41%
		3,528,794,296.26	1 2-3	1-2 3	27.33%
		2,359,587,873.63	1 2-3	1-2 3	18.27%
		1,455,078,615.28	1	1-2	11.27%
		70,956,858.97	1		0.55%
		12,890,322,794.37			99.83%

3

	4,971,553,501.90		4,971,553,501.90	4,959,728,962.52	4,959,728,962.52
	4,971,553,501.90		4,971,553,501.90	4,959,728,962.52	4,959,728,962.52

1



à

€

É

441,809,808.43		441,809,808.43
3,683,485,584.35	2,670,118.00	3,680,815,466.35
10,264,323.09	3,252,437.91	7,011,885.18
9,322,420.92	2,568,423.89	6,753,997.03
428,671.32	15,276.83	183,394.49
6,160,000.00	18,218.29	6,178,218.29
3,230,000.00	5,064.64	3,235,064.64
11,035,000.00	3,298.55	11,038,298.55
15,796,085.82	1,519.81	15,797,605.63
10,821,000.00	2,967,181.03	13,788,181.03
44,233.51	-5,284.52	38,949.00
295,353.23	-401,887.42	-106,534.19
100,000,000.00	-1,968.75	99,998,031.25
86,000,000.00	33,000,000.00	119,000,000.00
	-328.13	-328.13

1. 2024

804,200,000

2024

	-2.17%	-0.57	-0.8733
	-2.39%	-0.63	-0.93

3